

# NOVEMBER 2021 MONTHLY REPORT

## LOWER ALLEN TOWNSHIP

Department of Public Safety



<b>Director</b>	<b>Pages</b>	<b>3</b>
<b>Police Captain</b>	<b>Pages</b>	<b>4-15</b>
<b>Support Services Lieutenant</b>	<b>Pages</b>	<b>16-20</b>
<b>Police Operational Services Lieutenant</b>	<b>Pages</b>	<b>21-26</b>
<b>EMS</b>	<b>Pages</b>	<b>27-39</b>
<b>Fire Captain (Fire/PSOs)</b>	<b>Pages</b>	<b>40-43</b>

During November, the COVID-19 pandemic practices continued in effect through the Public Safety Administrative Order 2021-01. All staff were kept up to date with statistics of infection rates and hospitalizations. The Emergency Health Services Council continued with their weekly Wednesday morning COVID briefing via an online presentation. As I continued to monitor the PEMA (Pennsylvania Emergency Management Agency), FEMA, and county EMA releases daily, it was evident that case rates and hospitalizations continued to increase in Cumberland County and surrounding counties, mainly due to the Omicron variant. Staff were advised to continue strict protocols with personal protective equipment and sanitation. To date, public safety has had no work-related COVID infections of staff. All contact and infections reported have been off duty through personal contacts or exposures.

The highlights of November included:

November 3<sup>rd</sup> - Attended the Millersville University Emergency Management Advisory Board meeting via Zoom. I have served on this Board for several years.

November 8<sup>th</sup> - Met with Chief Murdoch, Capt. Deaven, and Capt. Wirth to discuss options and recommendations for the upgraded emergency service lounge on the second floor of Station 1. Updated furniture and video wall reconfiguration are planned to support the live-in, volunteer, and staff lounge space.

November 10<sup>th</sup> - Drafted the letter to PennDOT with requests to study the Rossmoyne Rd corridor including speed limit reduction and crosswalk RRFB (Rectangular Rapid Flashing Beacon) installations. Response pending.

November 16<sup>th</sup> - Attended a Crimewatch workshop and training at the Derry Township police department as an in-service with the Crimewatch management and development team.

November 29<sup>th</sup> - Began the first day of the CALEA reaccreditation onsite by meeting with the CALEA review team online.

Attended numerous meetings throughout the month including Board of Commissioners, department head, Chiefs of Police, EMS Council, staff meetings, EOC meetings with Planner Strawser, and alarm standards meetings for the AVS-01 TMA ANSI standard development.

Respectfully Submitted,

*David L. Holl*

Director, Department of Public Safety

**DEPARTMENT HEAD:**

Throughout these months, Captain Crone attended Command and Staff meetings, Board of Commissioners Meetings, Department Head Meetings, County Chiefs' meetings, Public Safety Captains' meetings, various budget-related meetings, and various personnel-related meetings.

Officers Hughes and Lewis are continuing to do well in the academy. Officer Kell has completed Field Training and is now on his own in Cpl Read's squad.

The 4<sup>th</sup> annual CALEA compliance check was successfully completed. The final assessment was also completed on 11/27 and 11/29. By the accounts of both assessors, this went quite well. We await the final report, but there were no issues during the assessment and our personnel, as well as the selected external stakeholders, spoke well on their topic areas.

Captain Crone, as a member of the commission, sat in a Pennsylvania Law Enforcement Accreditation Commission (PLEAC) meeting. At this meeting, revised standards were approved for adoption in 2022. This was a culmination of the work of Captain Crone and the rest of the Standards Committee in the largest review and revision of the PLEAC standards, to date.

A grant submission was prepared for an upgrade to our automated license plate reader system that would add cameras and encapsulate our commercial area. The upgrade would also enhance the data collection and research capabilities of the system which will aid in investigation and likely lead to the solving of additional crimes in that area. We await word of the status of that grant application as of this writing. Also, as of this writing, all monies have been received for the Body Worn Camera (BWC) grant. We are still providing in-kind services in the form of staff hours for implementation, maintenance, and quality assurance to close out the grant soon.

Police participated in Trick-or-Treat night with the fire departments. It was nice to be out among the people again in a positive way. The department also participated in the October event at the Old Country Store. In other public engagements, Cpl Tamanosky participated in a Teen Driver Safety Week event, as well as an Operation Safe Stop presser.

As a result of our No-Shave/Nifty Nails fundraiser, over \$2700 were raised for Pink Hands of Hope. In addition, \$240 were raised for the Cedar Cliff Mini-Thon. After December, beards will be gone and nail polish will revert to neutral tones, but each year that we have done this, it has been positively received by staff and public alike.

The choice for October is Ofc Justh. From her supervisor's submission: During the month of October, Ofc Justh was key in locating suspects during two active criminal incidents. The first occurred when a vehicle with a stolen license plate passed through the LPR. No officers were near the LPR to gain a visual on where the vehicle was going, other than it was possibly in the left lane. Ofc Justh positioned herself on Rt 15 South and located the vehicle going by. After stopping the vehicle, she initiated a felony stop on the car due to the driver's behavior prior to pulling over. She gave clear directions to the driver until backup arrived and took him into custody without issue.

The second incident involved a call on the radio by Shiremanstown PD in which a subject they had followed into the Weis Market on Simpson Ferry Rd parked his car and fled on foot. Ofc Justh responded to the area and was only given a last known direction as towards Wass Park. She drove her vehicle into the main entrance of Bethany Village and located a male acting suspiciously. She watched him while waiting for a confirmation on his description. While waiting, the male took off running again. She followed him towards Bethany Towers, gave out good updates on the radio, and located him again. This time he gave himself up and she successfully directed him into a prone position before detaining him in handcuffs.

In addition to this, on 10/20 she was the first emergency responder to arrive to a fatal crash involving a struck pedestrian. Ofc Justh performed first aid, created control of the scene by gathering witnesses and dispersing onlookers, and gave EMS vital directions as they arrived on scene, at which time the victim was still showing signs of life.

Ofc Justh's ability to place herself in the right place at the right time, to make apprehensions smoothly, and to control chaotic scenes is a tribute to her experience on the job and to her enthusiasm to still do what our job is all about-catching bad guys and helping victims. Good job Katie!"

The November Patrol Officer of the month is (TBD).

### **NALOXONE**

There were no Naloxone administrations by police personnel in Lower Allen Township this month.

UCR (Uniform Crime Reporting) Crime StatisticsOctober

## Year to Date Comparison Report

Printed On: 12/09/2021

Beginning Date: 01/01/2021

Ending Date:  
10/31/2021

Page 1 of 1

## YTD Offense and Clearance Comparison

Agency: LOWER ALLEN TOWNSHIP

Offense : All

Classification Of Offense	This Year to Date			Last Year to Date			Rate Per 100,000 Population	Offense Percent change	Offense Cleared Percent
	Number Of Offenses	Cleared Offense	Offense Clearance Rate	Last Year Offense	Last Year Clearance	Offense Clearance Rate			
<b>Murder/NonNegligent Homicide(Total)</b>	0	1	0.00%	1	2	200.00%	0.00	-100.00%	-100.00%
<b>Manslaughter by Negligence(Total)</b>	0	1	0.00%	0	1	0.00%	0.00	0.00%	0.00%
<b>Rape(Total)</b>	4	5	125.00%	10	9	90.00%	20.47	-60.00%	38.89%
Rape	4	4	100.00%	9	8	88.89%	20.47	-55.56%	12.50%
Attempted Rape	0	1	0.00%	1	1	100.00%	0.00	-100.00%	-100.00%
<b>Robbery(Total)</b>	2	1	50.00%	10	8	80.00%	10.24	-80.00%	-37.50%
Robbery - Firearm	1	0	0.00%	2	0	0.00%	5.12	-50.00%	0.00%
Robbery - Knife or Cutting Instrument	0	0	0.00%	0	0	0.00%	0.00	0.00%	0.00%
Robbery - Other Dangerous Weapon	0	0	0.00%	0	0	0.00%	0.00	0.00%	0.00%
Robbery - StrongArm(Hands,Fists,Feet,etc)	1	1	100.00%	8	8	100.00%	5.12	-87.50%	0.00%
<b>Assault(Total)</b>	10	9	90.00%	17	17	100.00%	51.18	-41.18%	-10.00%
Assault - Firearm	1	1	100.00%	2	2	100.00%	5.12	-50.00%	0.00%
Assault - Knife or Cutting Instrument	1	1	100.00%	1	1	100.00%	5.12	0.00%	0.00%
Assault - Other Dangerous Weapon	0	0	0.00%	1	1	100.00%	0.00	-100.00%	-100.00%
Assault - StrongArm(Hands,Fists,Feet,etc)	8	7	87.50%	13	13	100.00%	40.94	-38.46%	-12.50%
<b>Burglary(Total)</b>	21	9	42.86%	32	17	53.13%	107.48	-34.38%	-19.33%
Burglary - Forcible Entry	11	4	36.36%	15	6	40.00%	56.30	-26.67%	-9.10%
Burglary - Unlawful Entry(No Force)	8	4	50.00%	13	9	69.23%	40.94	-38.46%	-27.78%
Burglary - Attempted Forcible Entry	2	1	50.00%	4	2	50.00%	10.24	-50.00%	0.00%
Burglary - Other (Car, Boat, etc)	163	100	61.35%	367	213	58.04%	834.23	-55.59%	5.70%
<b>Motor Vehicle Theft(Total)</b>	6	2	33.33%	15	8	53.33%	30.71	-60.00%	-37.50%
Motor Vehicle Theft - Autos	5	2	40.00%	11	6	54.55%	25.59	-54.55%	-26.67%
Motor Vehicle Theft - Trucks and Buses	0	0	0.00%	0	0	0.00%	0.00	0.00%	0.00%
Motor Vehicle Theft - Other Vehicles	1	0	0.00%	4	2	50.00%	5.12	-75.00%	-100.00%
<b>Human Trafficking</b>	0	0	0.00%	0	0	0.00%	0.00	0.00%	0.00%
<b>Arson</b>	0	0	0.00%	1	1	100.00%	0.00	-100.00%	-100.00%
<b>Total Part I Offenses</b>	206	128	62.14%	453	276	60.93%	1054.30	-54.53%	1.99%
<b>Assault - Other(Simple, Not Aggravated)</b>	81	67	82.72%	169	148	87.57%	414.56	-52.07%	-5.54%
<b>Forgery and Counterfeiting</b>	10	7	70.00%	32	32	100.00%	51.18	-68.75%	-30.00%
<b>Fraud</b>	281	137	48.75%	498	305	61.24%	1438.15	-43.57%	-20.40%
<b>Embezzlement</b>	4	4	100.00%	6	7	116.67%	20.47	-33.33%	-14.29%
<b>Stolen Property, buying, receiving, concealing</b>	4	4	100.00%	9	8	88.89%	20.47	-55.56%	12.50%
<b>Vandalism</b>	32	13	40.63%	81	40	49.38%	163.78	-60.49%	-17.72%
<b>Weapons; Carrying, Possessing, etc.</b>	7	7	100.00%	15	15	100.00%	35.83	-53.33%	0.00%
<b>Prostitution and Commercialized Vice</b>	0	0	0.00%	1	1	100.00%	0.00	-100.00%	-100.00%
<b>Sex Offenses (Except Line 2 and 16)</b>	23	14	60.87%	39	24	61.54%	117.71	-41.03%	-1.09%
<b>Drug Abuse Violations(Total)</b>	71	67	94.37%	178	170	95.51%	363.38	-60.11%	-1.19%
<b>Sale/Manufacturing SubTotal</b>	4	4	100.00%	10	12	120.00%	20.47	-60.00%	-16.67%
Opium - Cocaine	2	2	100.00%	3	3	100.00%	10.24	-33.33%	0.00%
Marijuana	1	2	200.00%	6	8	133.33%	5.12	-83.33%	50.00%
Synthetic	1	0	0.00%	1	0	0.00%	5.12	0.00%	0.00%
Other	0	0	0.00%	0	1	0.00%	0.00	0.00%	0.00%
<b>Possession SubTotal</b>	67	63	94.03%	168	158	94.05%	342.90	-60.12%	-0.02%
Opium - Cocaine	2	2	100.00%	7	6	85.71%	10.24	-71.43%	16.67%
Marijuana	59	56	94.92%	139	135	97.12%	301.96	-57.55%	-2.27%
Synthetic	1	1	100.00%	3	2	66.67%	5.12	-66.67%	49.99%
Other	5	4	80.00%	19	15	78.95%	25.59	-73.68%	1.33%
<b>Gambling(Total)</b>	0	0	0.00%	0	0	0.00%	0.00	0.00%	0.00%
Book Making	0	0	0.00%	0	0	0.00%	0.00	0.00%	0.00%
Numbers, Etc	0	0	0.00%	0	0	0.00%	0.00	0.00%	0.00%
Other	0	0	0.00%	0	0	0.00%	0.00	0.00%	0.00%
<b>Offenses Against the Family and Children</b>	1	1	100.00%	2	2	100.00%	5.12	-50.00%	0.00%
<b>Driving Under The Influence</b>	37	34	91.89%	84	89	105.95%	189.36	-55.95%	-13.27%
<b>Liquor Laws</b>	2	2	100.00%	10	10	100.00%	10.24	-80.00%	0.00%
<b>Drunkenness</b>	18	18	100.00%	32	32	100.00%	92.12	-43.75%	0.00%
<b>Disorderly Conduct</b>	35	31	88.57%	77	68	88.31%	179.13	-54.55%	0.29%
<b>Vagrancy</b>	0	0	0.00%	0	0	0.00%	0.00	0.00%	0.00%
<b>All Other Offenses (Except Traffic)</b>	66	62	93.94%	151	143	94.70%	337.79	-56.29%	-0.80%
<b>Total Part II</b>	672	468	69.64%	1,384	1,094	79.05%	3439.28	-51.45%	-11.90%



## November



## Year to Date Comparison Report

Printed On: 12/09/2021

Beginning Date: 01/01/2021

Ending Date:  
11/30/2021

Page 1 of 1

## YTD Offense and Clearance Comparison

Agency: LOWER ALLEN TOWNSHIP

Offense : All

State Totals	This Year to Date			Last Year to Date			Rate Per 100,000 Population	Offense Percent change	Offense Cleared Percent
	Number Of Offenses	Cleared Offense	Offense Clearance Rate	Last Year Offense	Last Year Clearance	Offense Clearance Rate			
Classification Of Offense									
Murder/NonNegligent Homicide(Total)	0	1	0.00%	1	2	200.00%	0.00	-100.00%	-100.00%
Manslaughter by Negligence(Total)	0	1	0.00%	0	1	0.00%	0.00	0.00%	0.00%
Rape(Total)	4	5	125.00%	10	9	90.00%	20.47	-60.00%	38.89%
Rape	4	4	100.00%	9	8	88.89%	20.47	-55.56%	12.50%
Attempted Rape	0	1	0.00%	1	1	100.00%	0.00	-100.00%	-100.00%
Robbery(Total)	2	1	50.00%	10	8	80.00%	10.24	-80.00%	-37.50%
Robbery - Firearm	1	0	0.00%	2	0	0.00%	5.12	-50.00%	0.00%
Robbery - Knife or Cutting Instrument	0	0	0.00%	0	0	0.00%	0.00	0.00%	0.00%
Robbery - Other Dangerous Weapon	0	0	0.00%	0	0	0.00%	0.00	0.00%	0.00%
Robbery - StrongArm(Hands,Fists,Feet,etc)	1	1	100.00%	8	8	100.00%	5.12	-87.50%	0.00%
Assault(Total)	14	12	85.71%	21	20	95.24%	71.65	-33.33%	-10.01%
Assault - Firearm	1	1	100.00%	2	2	100.00%	5.12	-50.00%	0.00%
Assault - Knife or Cutting Instrument	1	1	100.00%	1	1	100.00%	5.12	0.00%	0.00%
Assault - Other Dangerous Weapon	0	0	0.00%	1	1	100.00%	0.00	-100.00%	-100.00%
Assault - StrongArm(Hands,Fists,Feet,etc)	12	10	83.33%	17	16	94.12%	61.42	-29.41%	-11.46%
Burglary(Total)	21	10	47.62%	32	18	56.25%	107.48	-34.38%	-15.34%
Burglary - Forcible Entry	11	5	45.45%	15	7	46.67%	56.30	-26.67%	-2.61%
Burglary - Unlawful Entry(No Force)	8	4	50.00%	13	9	69.23%	40.94	-38.46%	-27.78%
Burglary - Attempted Forcible Entry	2	1	50.00%	4	2	50.00%	10.24	-50.00%	0.00%
Larceny(Total) - Non-excluding motor vehicles	180	116	64.44%	384	229	59.64%	921.23	-53.13%	8.05%
Motor Vehicle Theft(Total)	7	3	42.86%	16	9	56.25%	35.83	-56.25%	-23.80%
Motor Vehicle Theft - Autos	6	3	50.00%	12	7	58.33%	30.71	-50.00%	-14.28%
Motor Vehicle Theft - Trucks and Buses	0	0	0.00%	0	0	0.00%	0.00	0.00%	0.00%
Motor Vehicle Theft - Other Vehicles	1	0	0.00%	4	2	50.00%	5.12	-75.00%	-100.00%
Human Trafficking	0	0	0.00%	0	0	0.00%	0.00	0.00%	0.00%
Arson	1	0	0.00%	2	1	50.00%	5.12	-50.00%	-100.00%
Total Part I Offenses	229	149	65.07%	476	297	62.39%	1172.01	-51.89%	4.30%
Assault - Other(Simple, Not Aggravated)	90	76	84.44%	178	157	88.20%	460.62	-49.44%	-4.26%
Forgery and Counterfeiting	12	8	66.67%	34	33	97.06%	61.42	-64.71%	-31.31%
Fraud	300	146	48.67%	517	314	60.74%	1535.39	-41.97%	-19.87%
Embezzlement	4	4	100.00%	6	7	116.67%	20.47	-33.33%	-14.29%
Stolen Property; buying, receiving, possession	4	4	100.00%	9	8	88.89%	20.47	-55.56%	12.50%
Vandalism	35	15	42.86%	84	42	50.00%	179.13	-58.33%	-14.28%
Weapons; Carrying, Possessing, etc.	8	8	100.00%	16	16	100.00%	40.94	-50.00%	0.00%
Prostitution and Commercialized Vice	0	0	0.00%	1	1	100.00%	0.00	-100.00%	-100.00%
Sex Offenses (Except Line 2 and 16)	24	15	62.50%	40	25	62.50%	122.83	-40.00%	0.00%
Drug Abuse Violations(Total)	78	76	97.44%	185	179	96.76%	399.20	-57.84%	0.70%
Sale/Manufacturing SubTotal	4	5	125.00%	10	13	130.00%	20.47	-60.00%	-3.85%
Opium - Cocaine	2	3	150.00%	3	4	133.33%	10.24	-33.33%	12.50%
Marijuana	1	2	200.00%	6	8	133.33%	5.12	-83.33%	50.00%
Synthetic	1	0	0.00%	1	0	0.00%	5.12	0.00%	0.00%
Other	0	0	0.00%	0	1	0.00%	0.00	0.00%	0.00%
Possession SubTotal	74	71	95.95%	175	166	94.86%	378.73	-57.71%	1.15%
Opium - Cocaine	2	2	100.00%	7	6	85.71%	10.24	-71.43%	16.67%
Marijuana	65	63	96.92%	145	142	97.93%	332.67	-55.17%	-1.03%
Synthetic	1	1	100.00%	3	2	66.67%	5.12	-66.67%	49.99%
Other	6	5	83.33%	20	16	80.00%	30.71	-70.00%	4.16%
Gambling(Total)	0	0	0.00%	0	0	0.00%	0.00	0.00%	0.00%
Book Making	0	0	0.00%	0	0	0.00%	0.00	0.00%	0.00%
Numbers, Etc	0	0	0.00%	0	0	0.00%	0.00	0.00%	0.00%
Other	0	0	0.00%	0	0	0.00%	0.00	0.00%	0.00%
Offenses Against the Family and Children	1	1	100.00%	2	2	100.00%	5.12	-50.00%	0.00%
Driving Under The Influence	44	39	88.64%	91	94	103.30%	225.19	-51.65%	-14.19%
Liquor Laws	2	2	100.00%	10	10	100.00%	10.24	-80.00%	0.00%
Drunkenness	18	18	100.00%	32	32	100.00%	92.12	-43.75%	0.00%
Disorderly Conduct	48	43	89.58%	90	80	88.89%	245.66	-46.67%	0.78%
Vagrancy	0	0	0.00%	0	0	0.00%	0.00	0.00%	0.00%
All Other Offenses (Except Traffic)	70	66	94.29%	155	147	94.84%	358.26	-54.84%	-0.58%
Total Part II	738	521	70.60%	1,450	1,147	79.10%	3777.06	-49.10%	-10.75%

**ARRESTS:**

These are the charges for which arrests have been made in the months of October and November:

**OCTOBER**

<b>Lower Allen Township Arrests Report</b>		
<b>ARRESTS BY CHARGE</b>		
UNLAWFUL POSSESSION OF A CONTROLLED SUB	-----	1
UNSWORN FALSIFICATION TO AUTHORITIES	-----	2
ACCESS DEVICE FRAUD/UNAUTHORIZED USE	-----	2
BAD CHECKS	-----	5
CARELESS DRIVING	-----	2
CARRY FIREARM WITHOUT A LICENSE	-----	1
CERTAIN INSPECTION REQ	-----	1
CRIMINAL MISCHIEF PERSONAL PROPERTY	-----	2
DISORDERLY CONDUCT	-----	5
DRIVE UNDER SUSPENSION	-----	1
DRIVE UNDER SUSPENSION DUI	-----	1
DRIVERS REQUIRED TO BE LICENSED	-----	1
DRIVING WHILE OPERATING PRIVILEGE IS SUS	-----	1
DUI	-----	2
FOLLOWING TOO CLOSE	-----	1
HARASSMENT PHYS/CONTACT	-----	4
HAZARDOUS OR PHYSICALLY OFF COND	-----	1
HOME IMPROVEMENT FRAUD	-----	2
IDENTITY THEFT	-----	3
MAXIMUM SPEED LIMITS	-----	1
PACC 4105(a)(1) Bad Checks	-----	2
PAVC 3802(a)(1) Driving under the influe	-----	1
POSSESSION OF A SMALL AMOUNT OF MARIJUAN	-----	5
POSSESSION OF DRUG PARAPHERNALIA	-----	2
RECEIVING STOLEN PROPERTY	-----	1
REQUIRED FINANCIAL RESPONSIBILITY	-----	1
RESISTING ARREST OR OTHER LAW ENFORCEMEN	-----	1
RESTRAINT SYSTEMS	-----	1
SIMPLE ASSAULT/PHYSICAL	-----	1
THEFT BY DECEPTION FALSE IMPRESSION	-----	4
THEFT UNLAWFUL TAKING MOVABLE	-----	1
UNAUTHORIZED TRANSFER OR USE OF REGISTRA	-----	1
UNLAWFUL ACTIVITIES	-----	1



## NOVEMBER

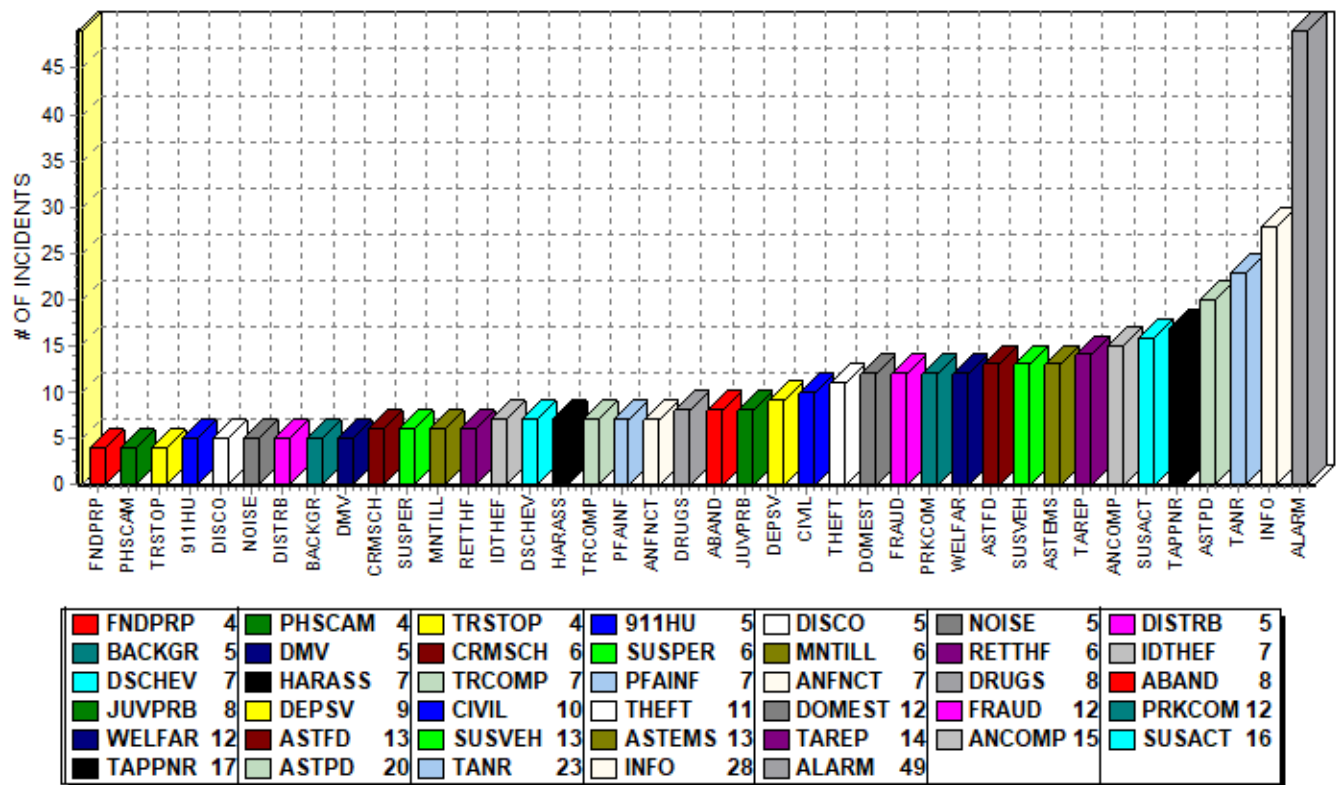
### Lower Allen Township Arrests Report

#### ARRESTS BY CHARGE

UNLAWFUL POSSESSION OF A CONTROLLED SUB	1
BAD CHECKS	4
COMPLIANCE WITH TRAFFIC CONTROL DEVICES	1
CONSPIRACY RETAIL THEFT	5
CRIMINAL MISCHIEF PERSONAL PROPERTY	1
DISORDERLY CONDUCT	5
DISPLAY OF REGISTRATION PLATE	1
DRIVE UNDER SUSPENSION	2
DRIVERS REQUIRED TO BE LICENSED	1
DRIVING WHILE OPERATING PRIVILEGE IS SUS	1
DUI	1
DUI CONTROLLED SUBSTANCE	1
DUI HIGH RATE OF ALCOHOL	2
DUI HIGHEST RATE	2
FAIL DRIVE RIGHT SIDE RD	1
FAIL DRIVE WITHIN LANE	1
HARASSMENT PHYS/CONTACT	10
HARASSMENT ACTS TO ANNOY	1
LOITERING & PROWLING NIGHT	1
OPERATION FOLLOWING SUSPENSION OF REGIST	1
PACC 903(a)(1)/3929(a)(1) Criminal Consp	1
POSS/INSTRU/CRIME W/INT	1
POSSESSION OF A SMALL AMOUNT OF MARIJUAN	3
POSSESSION OF DRUG PARAPHERNALIA	3
RECEIVING STOLEN PROPERTY	2
RED LIGHT VIOLATION	1
REGISTRATION REQUIRED	1
RESTRAINT SYSTEMS	1
RESTRICTION ON ALCOHOLIC BEVERAGES	2
RETAIL THEFT POSSESSION	9
SCATTERING RUBBISH	1
SIMPLE ASSAULT/PHYSICAL	2
TAMPERING WITH OR FABRICATING PHYSICAL E	1
THEFT BY DECEPTION FALSE IMPRESSION	4
THEFT UNLAWFUL TAKING MOVABLE	1
TURNING MOVEMENTS AND REQUIRED SIGNALS.	1

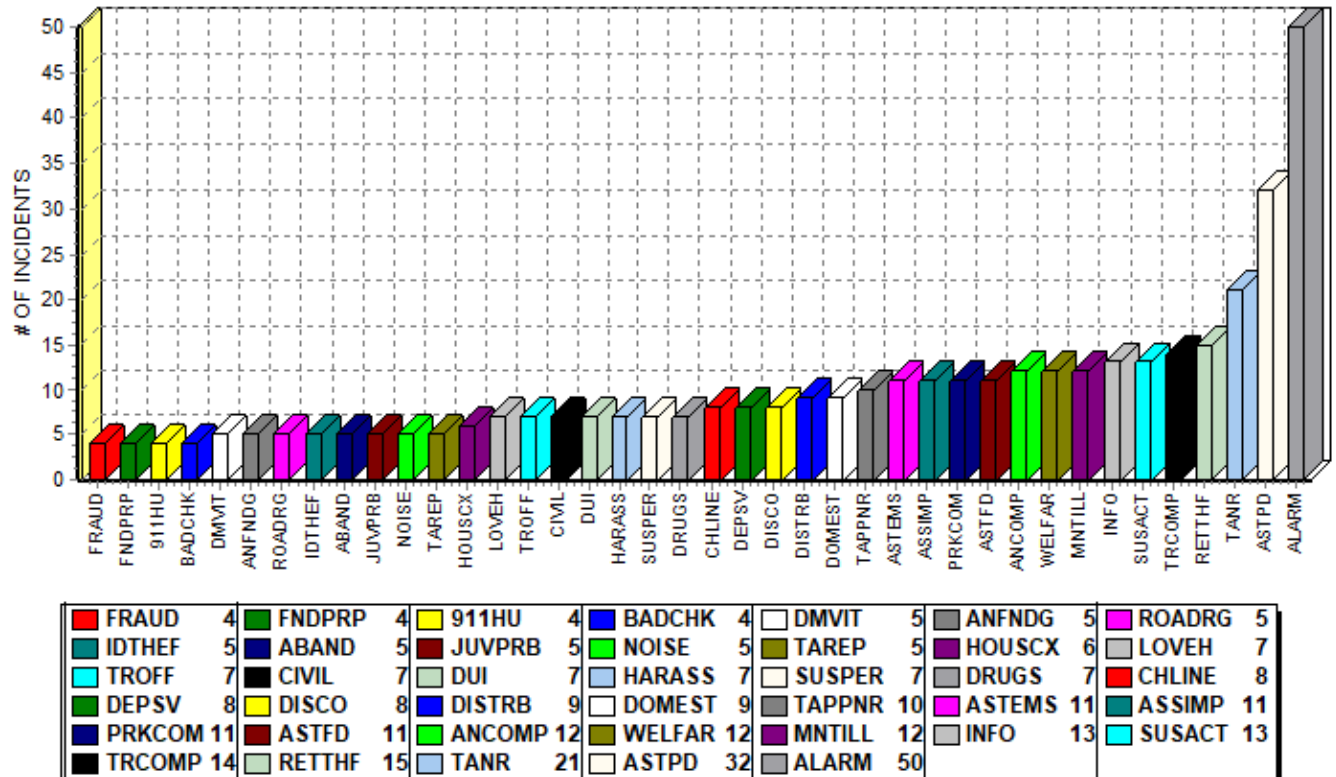
**MONTHLY TOP 40 INCIDENT COUNT BY TYPE and SELECTED OFFICER LOG FIGURES**

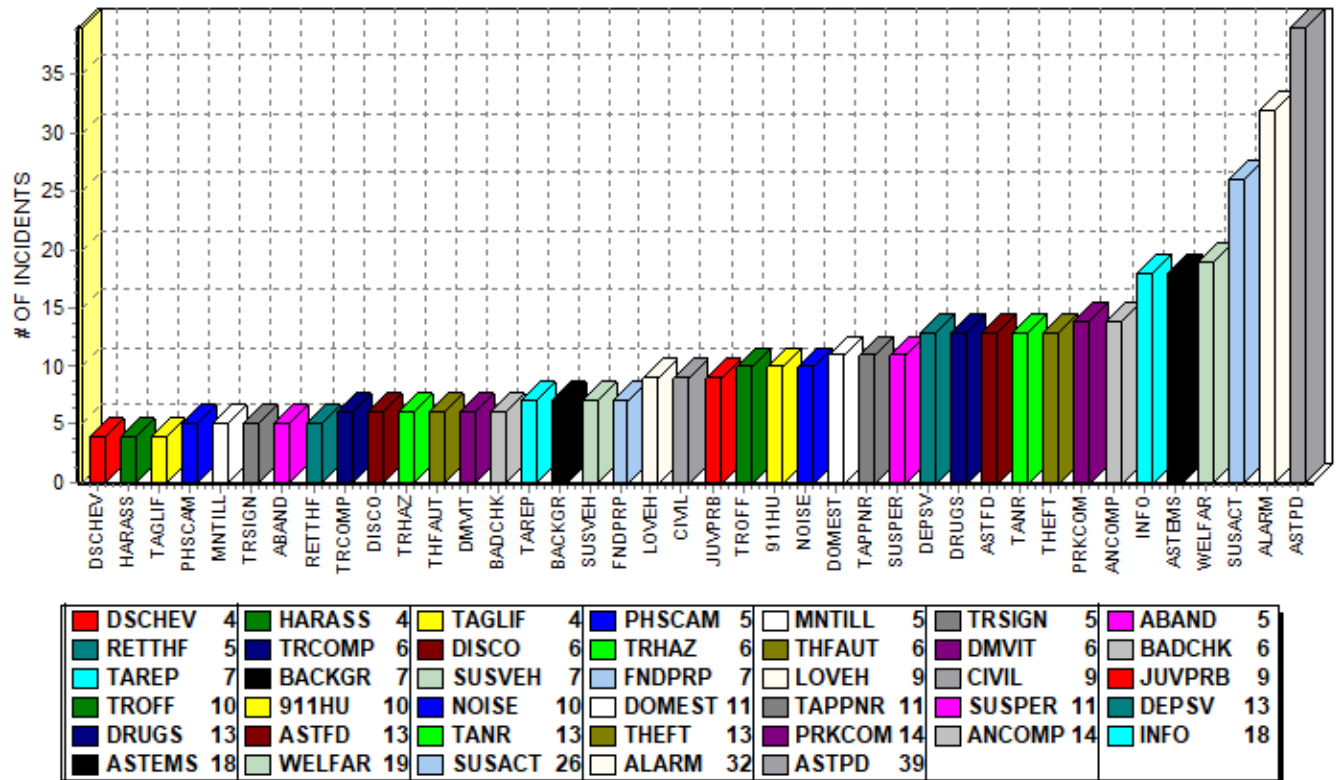
The most recent monthly figures are presented first, followed by last year's figures. In lieu of the multi-page listing, the two Top-40 charts were used. This, coupled with the monthly totals in other charts, creates a more succinct picture of police department activity. The Selected Officer Log Figures chart that follows the Incident Count charts are items that consume patrol resources but are not documented in incident reports.

**2021****October****Incident Frequency by TYPE (Top 40 of 94 Shown) (Using DATE RECD)**

November

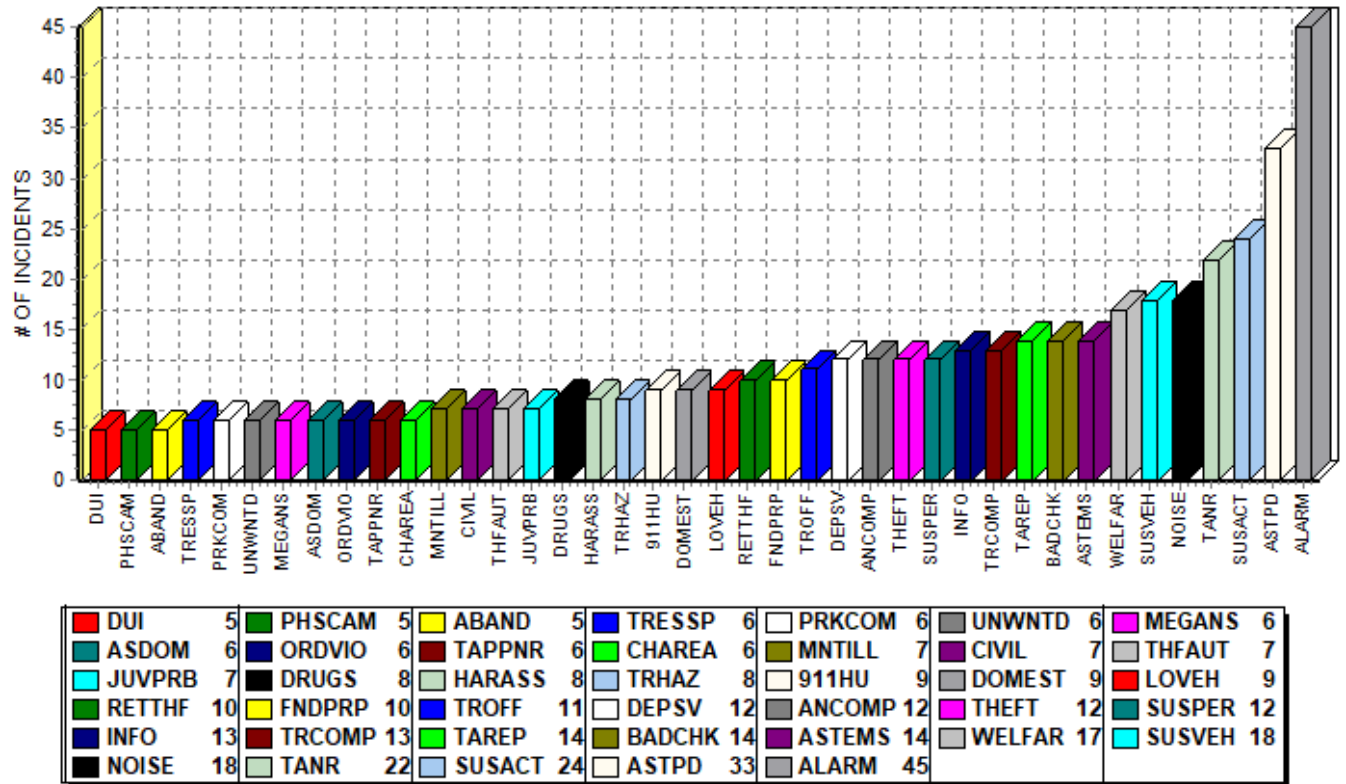
Incident Frequency by TYPE (Top 40 of 91 Shown) (Using DATE RECD)



**2020****October****Incident Frequency by TYPE (Top 40 of 94 Shown) (Using DATE RECD)**

November

Incident Frequency by TYPE (Top 40 of 95 Shown) (Using DATE RECD)



**Selected Officer Log Figures:**

Selected Officer Log Figures			
October		2021	2020
		October	October
		Total	Total
CCOURT	County Court	0	0
DCCCTR	Detail, CCC Traffic	10	10
DCHSEC	Detail, Church Security	5	3
DCLATR	Detail, CLA Traffic	20	14
DEPSV	Department Services	13	17
DETSPV	Detailed Special Event	3	2
DIRPAT	Direct Patrol	75	246
DLACP	Detail, LACP	4	3
DMALLS	Detail, Mall Security	12	6
MDJCRT	MDJ Hearing	4	0
PRKCHX	Park Check	13	23
Total		159	324

Selected Officer Log Figures			
November		2021	2020
		November	November
		Total	Total
CCOURT	County Court	0	1
DCCCTR	Detail, CCC Traffic	8	11
DCHSEC	Detail, Church Security	1	4
DCLATR	Detail, CLA Traffic	14	10
DEPSV	Department Services	6	15
DETSPV	Detailed Special Event	10	6
DIRPAT	Direct Patrol	63	452
DLACP	Detail, LACP	1	0
DMALLS	Detail, Mall Security	8	6
MDJCRT	MDJ Hearing	0	4
PRKCHX	Park Check	9	25
Total		120	534



**RECORDS FUNCTION:**

Records staff continues the normal daily routine of organizing, filing, and distributing paperwork as appropriate, as well as fielding calls for service over the phone and handling or directing walk-up customers. Previous month's numbers included for comparison.

**NOVEMBER:**

RTK/Report Disseminations - 28  
Warning/Citation Entries - 270  
Case Folders Created – 103  
Complaints Reviewed - 505  
Arrest Reports Entered/Filed – 80


**OCTOBER:**

RTK/Report Disseminations - 31  
Warning/Citation Entries - 185  
Case Folders Created – 99  
Complaints Reviewed - 537  
Arrest Reports Entered/Filed – 55

**SEPTEMBER:**

RTK/Report Disseminations - 32  
Warning/Citation Entries - 148  
Case Folders Created - 114  
Complaints Reviewed - 573  
Arrest Reports Entered/Filed – 60

*Respectfully submitted,*



***Capt. Leon G. Crone, Jr.  
Police Captain***

**COMMANDER:**

Here is a list of activities I attended or performed in addition to my normal responsibilities.

During the month of November 2021, I performed continued repair and maintenance of the watchguard system. This included both Body Worn Cameras as well as the in-Car MVR system. Any time spent either on daily functional checks or with repair or maintenance was documented as part of an ongoing effort to address the grant for the project. We are working toward the completion of our obligations in reference to the grant.

I began preparation for the CALEA on-site via Zoom and participated in the activities that CALEA brought to the agency. I was interviewed by the assessors over zoom in relation to the CI Office, evidence, and various other related job tasks. We were successful in our assessment and will be re-accredited.

I have finished the set up with the Car Turnpike EZ Pass entry and worked with Dianna Knisley to record each device for each car.

Set up and assigned staffing for a Walmart Details for several Friday events at Walmart. This included the traditional black Friday event and two other Friday dates prior to the Black Friday date. This included one CSO and several officers each date.

Had training/ Began process for CSO Evaluations. Training for the Evaluations was done and the process of getting civilian evaluations done was initiated. Evaluations will be completed in December.

Began process of planning replacement cars with equipment order being started. Met with Moyer Communications to go over the project and to get estimates for the new car and new equipment.

Radio transmitter project was started with the equipment being received and placed in Evidence Technician's office. Radio enhancement project will be started in December.

Started a project to troubleshoot and repair any Ti equipment that is not in working order.

Began preparations for the pending departure of Evidence Technician Ickler for a medical procedure. WE discussed plans for how evidence room will function and who will be tasked with each job during Dave's absence.

Continued to monitor the cadets at the academy for needs as expressed or stated.

**November 2021**

	<b>MCNAIR</b>	<b>COFFEY</b>	<b>SCARLATO</b>	<b>CRAMER</b>
<b>NEW INVESTIGATIONS - LEAD</b>	N/A	0	1	1
<b>NEW INVESTIGATIONS - ASSISTED</b>	N/A	0	0	7
<b>OPEN INVESTIGATIONS</b>	3	11	12	7
<b>SEARCH WARRANTS CONDUCTED</b>	0	0	1	3
<b>CELLULAR PHONE DOWNLOADED</b>	0	0	0	0
<b>CRIMINAL ARRESTS</b>	0	0	2	1
<b>WARRANTS SERVED/SATISFIED</b>	1	0	0	0
<b>PRISONER TRANSPORTS</b>	N/A	N/A	N/A	N/A
<b>DRUG TASK FORCE ACTIVITY</b>	3	N/A	N/A	N/A
<b>TECHINICAL SERVICES INVESTIGATIONS</b>	0	0	0	0
<b>CALL OUTS</b>	N/A	0	0	N/A
<b>DEATH INVESTIGATIONS</b>	0	0	0	0
<b>CHILDLINES RECEIVED</b>	N/A	2	4	4
<b>OPEN CHILDLINES</b>	N/A	3	6	1
<b>MAGLOCLEN ENTRIES</b>	N/A	N/A	N/A	N/A
<b>MEGAN'S LAW OFFENDER</b>	4	N/A	N/A	N/A
<b>WEAPON OFFENSES</b>	0	N/A	N/A	N/A

**Arrest Summaries (Min: Investigator, Accused, Adult/Juv, Location, Crime):**

- Officer Cramer arrested a 38 YOA White Male for stealing a vehicle from a business in the 1100 block of Slate Hill Road
- Detective Corporal Scarlato arrested a 37 YOA Hispanic Male that was involved in numerous Retail Theft incidents from a business in the 1500 block of Cedar Cliff Drive. This investigation resulted in the identification of this male being involved in several similar incidents in Cumberland, Dauphin and York County.
- Detective Corporal Scarlato arrested a 49 YOA White Male for Burglary and related offenses stemming from a Burglary incident at a business located in the 1100 block of St Johns Road.

**Significant ON-GOING Investigations**

OFFENSE	NUMBER OF CASES	OFFENSE	NUMBER OF CASES
Homicide	1	Overdose Deaths	5
Burglary	9	Thefts	5
Sex Offenses	3	Fraud	7
Robberies	1	Childlines	11

**Other Significant Activity:**

- Actively participated in the CALEA assessment by being interviewed involving Investigations.

**Training:**

- Detective Corporal Scarlato completed Mock Crime Scene course on 11/30/2021

**Photo Downloads: 33**

**Evidence Custodian:**

11/01/21 Rx Drop Box Emptied  
11/05/21 Request for evidence PLH 1818 LA-21-00201  
11/05/21 Delivered evidence to PSP lab for analysis LA-21-02913  
11/08/21 Rx Drop Box Emptied  
11/08/21 Request for evidence 1809 PLH LA-21-04434  
11/08/21 Request for evidence 1809 PLH LA-21-01245  
12/08/21 Request for MVR 1809 PLH X2 LA-21-01245  
12/08/21 Request for evidence 1809 PLH LA-21-03360  
12/09/21 Released all counterfeit money to the USSS Agent Matthew Cimino X22 cases  
11/10/21 Request for evidence 1814 PLH LA-21-03545  
11/15/21 Rx Drop Box Emptied – No drugs in bin  
11/16/21 Purging Evidence from Evidence Room  
11/19/21 Request for photographs 1816 LA-21-02084  
11/22/21 Rx Drop Box Emptied  
11/27/21 Returned Property to Owner LA-21-04369  
11/29/21 Rx Drop Box Emptied 0505 hrs.

11/29/21	Request for Evidence – return to owner 1809 LA-21-05582
11/29/21	Request for Evidence – CCDA 1821 Video LA-21-05494
11/29/21	Request for Evidence – CCDA 1809 Video & Photos LA-21-05781
10/30/21	Request for Video PLH 1818 LA-20-05663
10/30/21	Request for Evidence, Photos & BWC video PLH 1826 LA-21-03916
10/30/21	Request MVR Car 16 PLH 1826 LA-21-00944
10/30/21	Request MVR PLH 1826 LA-20-02107

**Evidence Technician:**

11/23/21 Processed recovered stolen vehicle at LAT Impound LA-21-05881

**Vehicle Maintenance:**

11/01/21	Car 04 Township Garage – turn signal lamps out – replaced turn signal lamps
11/01/21	Car 08 Township Garage – repaired spotlight
11/03/21	Car 02 Township Garage – repaired cracked rear seat
11/03/21	Car 16 Hoffman Ford – returned to LATPD – repaired motor mount & front axel
11/09/21	Car 02 Moyer Communications – 1804 & 1851 picked up replacement rear seat
11/10/21	Car 02 Twp. Garage – replace rear seat and service vehicle
11/15/21	Car 08 Twp. Garage – repair interior dome light
11/18/21	Car 16 Twp. Garage – replace passenger side headlight
11/22/21	Car 16 Twp. Garage – service
11/22/21	Car 07 Twp. Garage – service
11/29/21	Car 03 Twp. Garage – engine lights on – running rough
11/29/21	Car 04 Moyer Communications – WG 360 camera system installation
11/30/21	Car 15 Twp. Garage - service

**Quartermaster:**

11/05/21	Officer Newcomer – replacement left medium earpiece
11/16/21	Returned preemptor flashlight to Priority Green for repair RMA: 20211116A
11/24/21	Received preemptor flashlight back repaired from Priority Green

**Projects:**

11/05/21	Assist 1804 with traffic cones for Walmart detail
11/17/21	Install UV Filters on Riot Helmets X 11
11/18/21	Install UV Filters on Riot Helmets X4
11/30/21	Installed UV Filter on Riot Helmet X1

**WatchGuard Issues:**

11/04/21      Placed replacement order for V300 camera BWC-023515

11/12/21      Worked with Tier 2 with issues with desktop EL and Agent Transfer

11/15/21      Called WG in reference to EL3 missing from desktop. EL3 reinstalled

11/15/21      Called 3E to set EL3 data pathway to EL3 server due to reinstall of EL3

**CSO PROGRAM**

The Community Service Officers worked 370.75 hours this month. This included four Church Details, 3 Special Details at Walmart and one at the park and in 43 Street Shifts covered.



In November, the Lower Allen Twp. Police Dept. (LATPD) had 1,133 dispatched calls for service from Cumberland County Communications resulting in 504 reports. Of those reports, 104 were UCR related.

During the month of November, LATPD made arrests or filed criminal charges on 49 individuals, issued 30 non-traffic citations, 60 traffic citations, 136 warnings, and 42 parking tickets.

There were 36 crashes reported to LATPD in November. Of those 36 crashes, 5 were reportable crashes and 31 were non-reportable crashes.

\*\*\*Ofc Milletics on light duty.

\*\*\*Cpl. Claeys is on extended sick time.

\*\*\*PPO Kell completed his FTO and was assigned to Cpl Read's squad.

Report prepared by:

Lt. Douglas L. Foltz

Bureau Commander of Operations

<b>Monthly UCR Report- November</b>		
<b>CRIME TYPE</b>		<b>How Many</b>
Robbery		0
Assault		15
Burglary		0
Retail Theft		16
Theft From Vehicle		0
Theft		2
Stolen Vehicle (Unauthorized Use)		2
Forgery		2
Fraud		17
Criminal Mischief		3
Weapon Offenses		1
Sex Offenses		2
Drugs		7
DUI		7
Under-Age Drinking		0
Public Drunkenness		0
Harassment		6
Disorderly Conduct		8
Other Crimes		8
Missing Person		3
Death Investigation		4
Fire		1
Suicide Attempts		0
<b>TOTAL</b>		<b>104</b>



**Lower Allen Township PD**  
**DAILY INCIDENT COUNTS**

11/1/2021 to 11/30/2021



Day of Month Responses	01	02	03	04	05	06	07	08	09	10	11	12	13	14	15	16	17	18	19	20	21	22	23	24	25	26	27	28	29	30	31	Total
911 HANG UP	0	0	0	0	2	0	0	0	0	0	1	0	0	0	0	0	0	0	1	0	0	0	0	0	0	0	0	0	0	0	0	4
ABANDONED VEHICLE	0	0	1	0	1	0	0	0	0	0	0	1	0	0	0	0	0	0	0	0	0	0	0	0	0	0	0	0	1	0	0	5
ALARM	3	0	4	0	2	8	1	0	1	1	1	1	3	0	2	0	0	1	1	0	0	4	1	5	1	5	0	1	3	1	0	50
ANIMAL COMPLAINT	1	1	0	2	0	0	0	1	0	2	0	0	0	0	0	1	0	0	0	0	0	0	0	1	0	1	1	0	0	1	0	12
ANIMAL DESTRUCTION	0	0	0	0	0	0	0	0	1	1	0	0	0	0	0	0	1	0	0	0	0	0	0	0	0	0	0	0	0	0	0	3
ANIMAL FOUND, CAT	0	0	0	0	0	0	0	1	0	0	0	0	0	0	0	0	0	0	0	0	0	0	0	0	0	0	0	0	0	0	0	1
ANIMAL FOUND, DOG	0	0	0	0	0	0	1	1	0	2	0	0	0	0	0	0	0	0	0	0	0	0	0	0	0	0	0	0	1	0	0	5
ARSON	0	0	0	0	0	0	0	0	1	0	0	0	0	0	0	0	0	0	0	0	0	0	0	0	0	0	0	0	0	0	0	1
ASSAULT, AGGRAVATED	0	0	0	0	0	0	0	0	0	0	0	0	0	0	0	0	0	0	1	0	0	0	1	0	0	0	0	0	0	1	0	3
ASSAULT, DOMESTIC	0	0	0	0	0	0	0	0	0	0	0	0	0	0	0	0	0	0	0	0	1	0	0	0	0	0	0	0	0	0	0	1
ASSAULT, SIMPLE	1	1	1	0	0	0	0	0	0	0	0	2	0	0	1	1	0	1	0	0	0	1	1	0	0	0	0	1	0	0	0	11
ASSIST EMS	0	0	1	1	0	0	0	0	1	0	1	1	0	0	0	0	2	0	0	1	0	0	0	0	1	0	1	1	0	0	0	11
ASSIST FIRE DEPARTMENT	0	0	0	1	1	0	0	0	0	0	0	2	1	0	0	1	0	0	1	1	1	1	1	1	0	0	0	0	0	0	0	11
ASSIST OTHER AGENCY	0	0	0	0	0	0	0	0	0	0	0	0	0	0	0	0	0	0	0	0	0	1	0	0	0	0	0	0	0	0	0	1
ASSIST POLICE	2	1	2	1	1	1	0	1	1	0	0	3	1	0	0	1	1	2	1	1	2	1	0	2	1	1	2	1	0	2	0	32
BACKGROUND CHECK (LOCAL)	0	1	0	0	0	0	0	1	0	1	0	0	0	0	0	0	0	0	0	0	0	0	1	0	0	0	0	0	0	0	0	4
BAD CHECK	0	0	2	1	0	0	0	0	0	0	1	0	0	0	0	0	0	0	0	0	0	0	0	0	0	0	0	0	0	0	0	4
CAMERA REGISTRY	0	0	0	0	0	0	0	0	0	0	0	0	0	0	0	0	0	1	0	0	0	0	0	0	0	0	0	0	0	0	0	1
CHECK AREA	0	0	0	0	0	0	1	0	0	1	0	0	0	0	0	0	0	0	0	0	0	0	0	0	0	0	0	1	0	0	0	3
CHILDLINE (NON-UCR) NOTICE	0	0	0	0	0	0	0	1	0	0	0	1	0	0	1	1	1	0	1	0	0	1	0	0	0	0	0	0	0	0	0	7
CIVIL	1	2	0	0	0	0	0	0	0	0	0	0	0	0	0	0	0	0	1	0	0	0	1	0	0	0	1	0	1	0	0	7
CRIMINAL MISCHIEF	0	0	0	0	0	0	0	0	0	0	0	0	0	1	0	0	0	0	0	0	0	1	0	1	0	0	0	0	0	0	0	3
CURFEW	0	0	0	0	0	0	0	0	0	0	0	0	0	0	0	0	0	0	0	0	0	1	0	0	0	0	0	0	0	0	0	1
CHILD CUSTODY PROBLEM	0	0	0	0	0	0	0	0	0	0	0	0	0	1	0	0	0	0	0	0	1	0	0	0	0	0	0	0	0	0	0	2
DEATH INVESTIGATION	0	0	0	0	0	0	0	0	0	0	0	0	0	0	0	0	1	1	0	0	1	0	0	0	0	0	0	0	1	0	0	4
DEPARTMENT SERVICES	0	0	2	0	0	0	0	0	0	0	2	0	0	0	0	0	0	0	0	0	1	1	1	0	0	1	0	0	0	0	0	8

12/1/2021 2:45:39 PM

Page 1 of 4

# LOWER ALLEN TOWNSHIP

## Department of Public Safety

[illegible]

12/1/2021 2:45:53 PM

Page 2 of 4

# LOWER ALLEN TOWNSHIP

## Department of Public Safety

[illegible]

12/1/2021 2:46:07 PM

Page 3 of 4

**POLICE – NOVEMBER 2021**  
**Operational Services Bureau**  
**Lt. Douglas Foltz, Commander**

**LOWER ALLEN TOWNSHIP**

**Department of Public Safety**

WARRANT SERVICE	0	0	0	1	0	0	0	0	0	0	0	0	0	0	0	0	0	0	0	1	0	0	0	1	0	0	0	0	0	0	0	3
WEAPONS OFFENSE	0	0	0	0	0	0	0	0	0	0	0	0	0	0	0	0	0	0	1	0	0	0	0	0	0	0	0	0	0	0	0	1
WELFARE CHECK	0	0	0	0	0	0	1	1	1	4	0	0	0	0	0	1	0	0	0	0	1	0	1	0	0	0	1	0	1	0	0	12
WANTED PERSON INFORMATION	0	0	0	1	0	0	0	0	0	0	0	1	0	1	0	0	0	0	0	0	0	0	0	0	0	0	0	0	0	0	0	3
TOTAL RESPONSES FOR EACH DAY	24	17	26	21	15	17	17	20	15	21	11	29	15	8	14	15	19	14	20	15	15	21	16	21	12	15	18	7	17	9	0	504

12/1/2021 2:46:08 PM

Page 4 of 4



November remained busy with increased patient volumes because of influenza, COVID-19 Delta variant and the time of year. The mission of Lower Allen Township EMS is to provide the citizens and visitors of Lower Allen Township with the full spectrum of Pre-hospital care, executing the mission with compassion and competence, as a fully integrated public safety model. EMS strives to meet the mission and exceed the expectations of the citizens of Lower Allen Township. LATEMS has risen to the challenge of providing excellent pre-hospital care and initiating new services during one of the most challenging and contentious eras of Emergency Medical Services. The staff have an unwavering commitment to the residents of Lower Allen Township and work every day to ensure their health and safety.

LATEMS staff participated in operation Santa at the Capital City mall with the Public Safety Offices and Lower Allen Fire company.

Executive assistant Knisley assisted Captain Deaven in submitting the American Trauma society grant to implement a fall prevention program for the residents of Lower Allen Township. Injuries related to falls are the leading cause of trauma and disability for residents over the age of 60 in Lower Allen Township. The fall prevention program will include education, in home assessments, post fall education for all residents EMS responds to in the Township. The goals are to reduce injuries and disability associated with falls. The grant was awarded on the November 12, 2021. The grant is for \$ 1,999.00 which is the cost to cover the program expenses. This is a pilot program scheduled to end in June of 2022.

LATEMS Paramedic Schware assisted Director Holl and the members of the lounge committee in updating the second-floor lounge to effectively serve multiple functions including as a small briefing room for the members of public safety. The lounge is an extremely important area for the Lower Allen Fire Company Live-in program. LATEMS staff at all levels actively works to support all aspect of public safety and the township.

Annual skill competencies began in November for all LATEMS staff. Staff were required to demonstrate competencies in the following areas.

- Safety
- Cardiac
- Airway
- Pediatric
- Trauma
- Medical Emergencies

These competencies stress provider and patient safety and ensure technical proficiency

Lower Allen Township EMS actively participates in state and regional EMS initiatives developing relationships and fostering partnerships to ensure the highest quality of pre-hospital care to the citizens of Lower Allen Township which demonstrates the excellent value of EMS to the citizens of Lower Allen Township. Captain Deaven actively participated in the Emergency Health Services Federation (EHSF), PA Bureau of EMS, Pennsylvania Emergency Health Services Council, Ambulance

Association of Pennsylvania and Pennsylvania Fire and Emergency Services Institute and 911 commission meetings and education to ensure the continued development of the EMS system in Lower Allen Township.

LATEMS continues to deliver high quality, effective, efficient, and safe patient care directly to the side of every patient in need of help providing value for the citizens of Lower Allen Township. In November LATEMS touched the lives of **292 residents.**

# **Clinical proficiency data**

National EMS Quality Measure 2.0 initiatives and National Highway Traffic Safety Administration quality measures These are national standards established to ensure the quality clinical care across the nations EMS systems. Participation is voluntary and demonstrates and EMS agencies commitment to excellence and ensuring EMS clinical care has value to patients.

Patients with Chest Pain receive a 12-lead EKG YTD

**100%**

Patient contact to completion of initial 12-lead EKG YTD (National Standard is 10 minutes)

**7:31 minutes**

Aspirin administration for patients with a complaint of chest pain YTD

**100%**

Suspected Stroke patients with a completed and documented stroke assessment

**100%**

Hypoglycemia-Treatment administered and documented for Hypoglycemia YTD

**100%**

Pediatrics-Pediatric Respiratory assessment YTD

**100%**

Pediatrics-Documentation of Estimated Weight in Kilograms YTD

**100%**

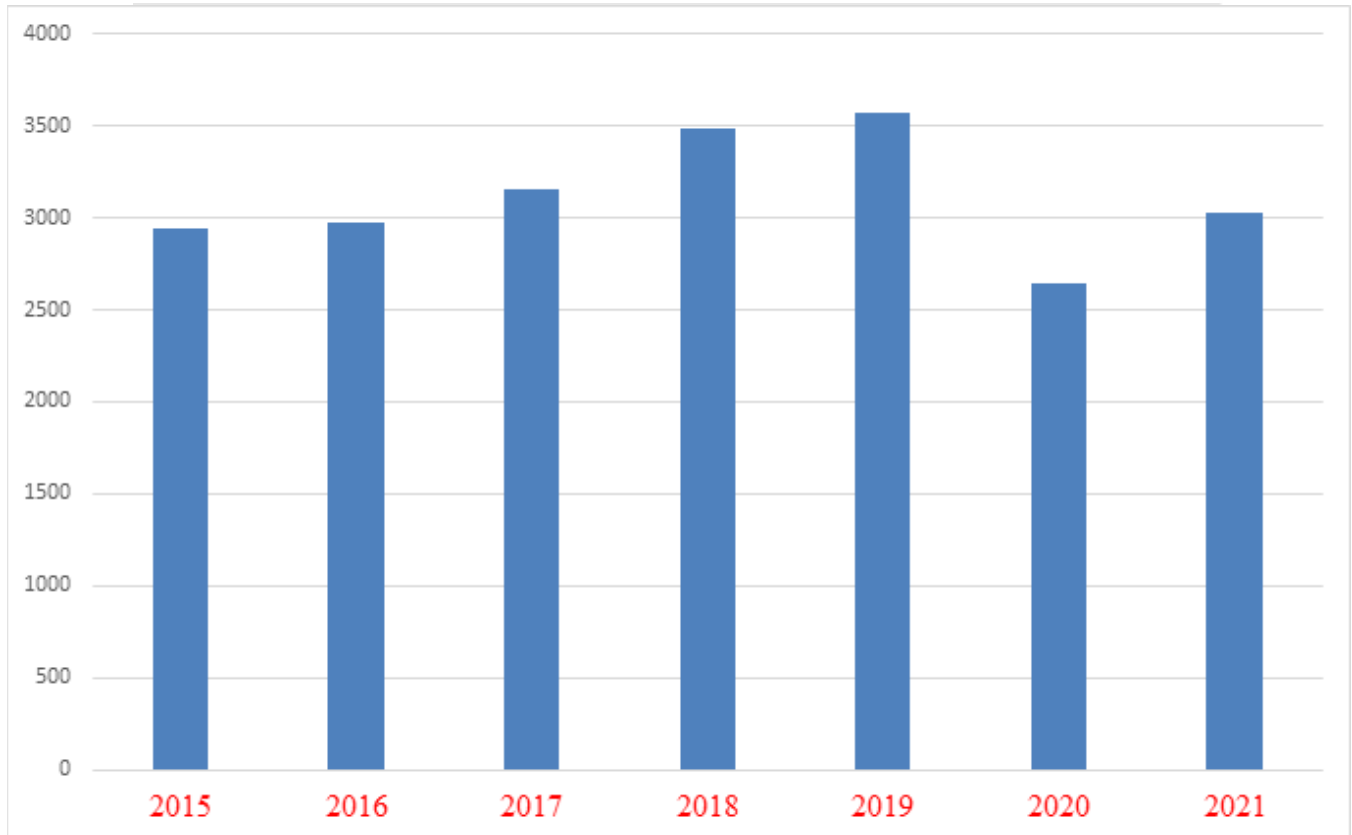
Seizure patient--Received intervention YTD

**100%**

Trauma patients—Transported to destination type. YTD

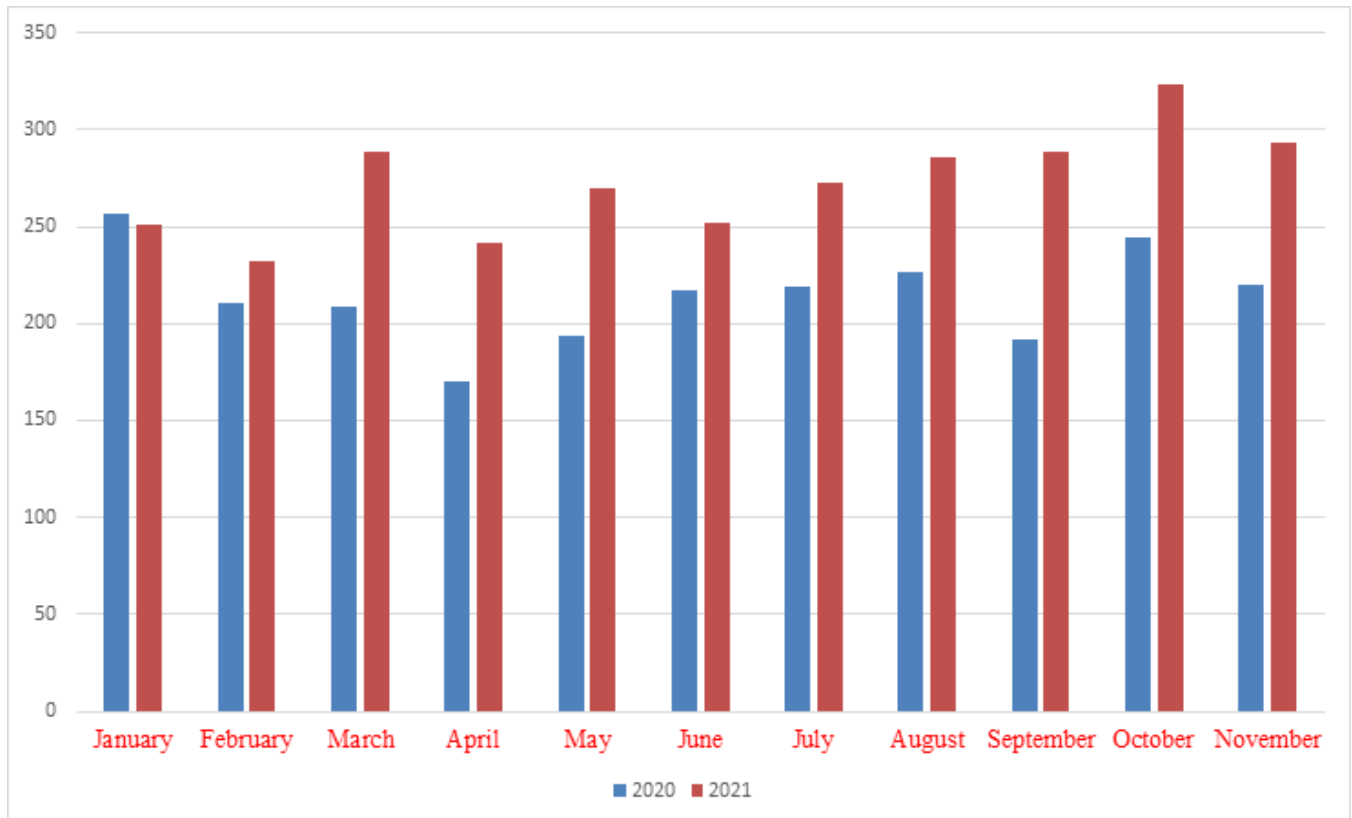
**100%**

## **Request for Service 2015 to 2021**

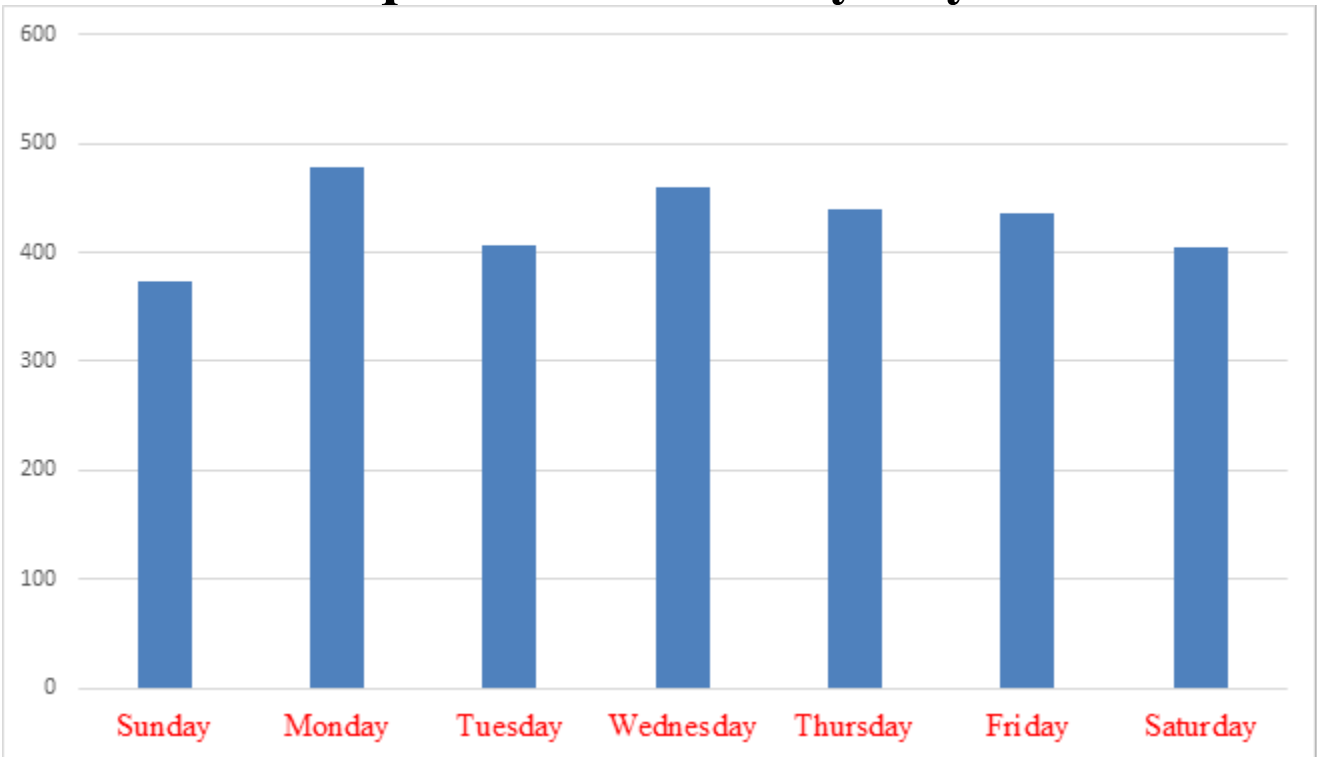


2015	2940
2016	2970
2017	3151
2018	3490
2019	3565
2020	2646
2021	3301

## Monthly Request for Service 2020 and 2021

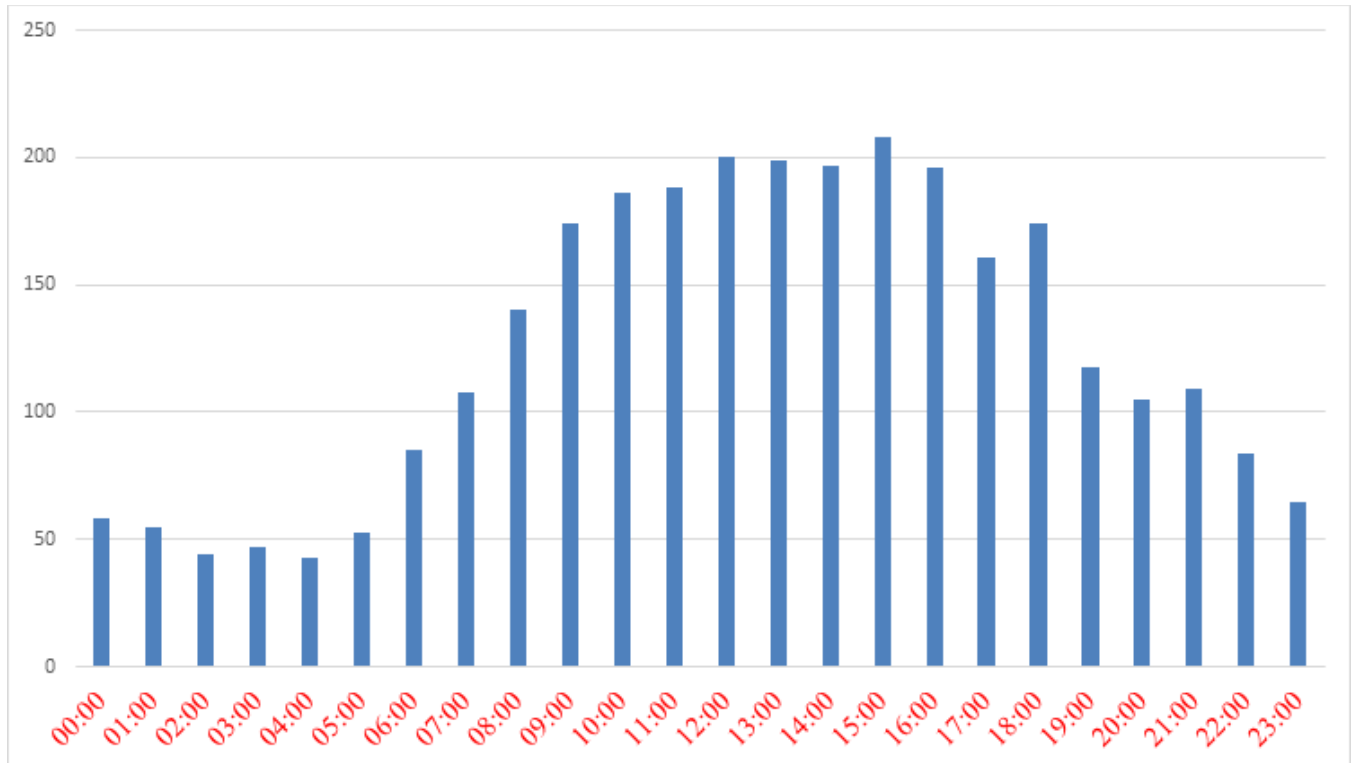


## November-Request for Service by Day of the Week





## November-Request for Service by Hour of Day

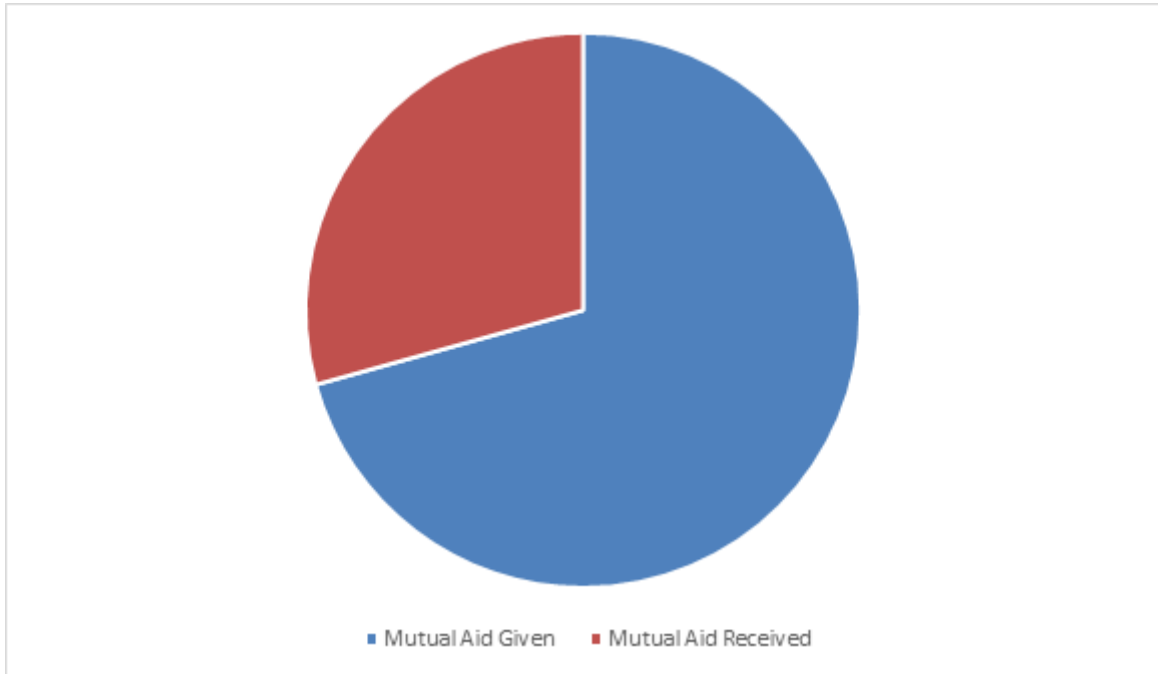


## November-Call Disposition

Assist, Agency	11
Assist, Public	1
Cancelled (Prior to Arrival at Scene)	39
Patient Dead on Scene - Resuscitation Attempted (Without Transport)	3
Patient Treated, Released (per protocol)	28
Patient Treated, Transferred Care to Another EMS Professional/Unit	2
Standby - Public Safety, Fire, or EMS Operational Support Provided	5
Transported Lights/Siren	3
Transported No Lights/Siren	207

## November-Mutual Aid Details

Mutual Aid Given	November	Mutual Aid Received	November
Camp Hill	5		
East Pennsboro	6	East Pennsboro	0
Hampden	24	Hampden	11
Lemoyne	6	Lemoyne	16
Mechanicsburg	8	Mechanicsburg	2
Monroe	0	Monroe	0
New Cumberland	1	New Cumberland	2
Shiremanstown	4		
Silver Spring	2	Silver Spring	0
Upper Allen	30	Upper Allen	3
Wormleysburg	1	Wormleysburg	0
York County	6	York County	5
Dauphin County	0	Dauphin County	0
Perry County	1	Perry County	0
Cancellations	30		
Other non-revenue	6		
Revenue	58		
Mutual Aid Given	94	Mutual Aid Received	39



## **Primary Injuries-January 1, 2021, to November 30, 2021**

Abuse	1
Animal/Plant Contact	2
Assault	27
Burns	1
Environmental	1
Falls	514
Firearms	1
Intentional Self Harm	9
Machinery Accidents	3
Motorized Vehicle Accident	122
Non-Motorized Vehicle Accident	2
Pedestrian - Vehicle Accident	3
Physical Exertion	13
Poisoning	1
Sharp Objects	20
Struck by Object	9
Suffocation/Asphyxiation	1

## November-Primary Impressions

(Primary impressions are based on the provider's impression of a patient after assessment)

Abdominal Pain	12
Acute abdomen	1
Acute Pain, not elsewhere classified	2
Acute Respiratory Distress (Dyspnea)	4
Alcohol use	2
Allergic Reaction	2
Altered Mental Status	7
Anemia	2
Anxiety reaction/Emotional upset	6
Asthma	1
Back Pain	13
Behavioral/psychiatric episode	2
Cardiac arrest	4
Cardiac arrhythmia/dysrhythmia	6
Cellulitis	1
Chest Pain / Discomfort	8
Chest pain on breathing	1
Chest Pain, Other (Non-Cardiac)	2
Chronic Obstructive Pulmonary Disease (COPD)	2
Confusion/Delirium	2
Constipation	2
COVID-19 - Confirmed by testing	12
COVID-19 - Suspected - no known exposure	2
Dehydration	1
Diabetic Hyperglycemia	3
Diabetic Hypoglycemia	3
Diarrhea	1
Displacement of urinary catheter	1

Dizziness	3
Epistaxis	2
Extremity Pain	4
Fatigue	3
Fever	1
Gastrointestinal hemorrhage	1
Headache	3
Hematemesis	1
Hemorrhage	4
Hypertension	1
Hypotension	1
Injury	3
Injury of Ankle	3
Injury of Face	7
Injury of Head	16
Injury of Hip	3
Injury of Lower Back	1
Injury of Lower Leg	3
Injury of Neck	4
Injury of Shoulder or Upper Arm	4
Injury of Thigh (Upper Leg)	3
Injury of Wrist, Hand, or Fingers	1
Laceration/Abrasion/Hematoma (minor surface trauma)	1
Malaise	12
Mental disorder	2
Nausea	3
Obvious Death	1
Overdose - Alcohol	1
Pain (Non-Traumatic)	2
Palpitations	1
Pelvic and Perineal Pain	1
Pitting Edema	1
Respiratory Failure	1
Seizures	2
Seizures without status epilepticus	4

Sepsis/Septicemia	4
Shortness of breath	13
Skin infection	2
Stroke	6
Suicidal Ideation	3
Syncope / Fainting	4
Vaginal Hemorrhage	1
Vomiting	1

## Medication Administration January 1, 2021, to November 30, 2021

Acetaminophen	4
Adenosine	5
Albuterol	33
Amiodarone	1
Aspirin	79
Atropine	5
Benadryl	9
Cardizem Infusion	1
Dextrose 10%	18
Duoneb	32
Epi 1:100000	5
Epinephrine 1:1	9
Epinephrine 1:10	51
Fentanyl	15
Glucagon	4
Morphine	3
Narcan	2
Nitro Paste	2
Nitroglycerin	100
Ondansetron	44
Solu-Medrol	15
Terbutaline	3
Tylenol	1
Valium	5
Versed	3
Zofran	44



**Fire Companies:**

**Statistics:**

**Lower Allen Fire Company**

Building Investigations/Fires – 20

Vehicle Fires – 0

Automatic Fire/CO Alarms – 19

Automobile Accidents – 6

Other Emergency Incidents – 10

Service Calls/Transfers - 6

**Total - 61**

Automatic/Mutual Aid – 25

**Lisburn Community Fire Company**

Building Investigations/Fires – 5

Vehicle Fires – 0

Automatic Fire/CO Alarms – 3

Automobile Accidents – 2

Other Emergency Incidents – 2

Service Calls/Transfers/Fire Police - 1

**Total - 13**

Automatic/Mutual Aid – 7

**Lower Allen Fire Company, Lisburn Community Fire Company, and Public Safety personnel attended the following training:**

- On 11/3/2021 Lower Allen Fire Company hosted an Elevator Emergency Awareness class conducted by Public Safety Fire Captain Frank Wirth at Lower Allen Fire Company.
- On 11/9/2021 Lisburn Fire Company hosted a class on the Knox Box system which was conducted by Captain Bryce Landis.
- On 11/17/2021 Lower Allen Fire Company hosted a class on Street Familiarization conducted by 1<sup>st</sup> Assistant Chief Chris Trace.

*(The Officers of the Lower Allen Fire Company have opened their training program to neighboring fire departments. Shiremanstown Fire Company has taken advantage of this opportunity and has been consistently attending training sessions.)*

**Events/Activities:**

On 11/9/2021 Public Safety Fire Captain Frank Wirth attended a Town Hall Meeting conducted by the Pennsylvania Fire and Emergency Services Institute at Albright College in Reading, PA. The focus of the meeting was challenges facing the fire and emergency services in Pennsylvania. The most discussed topic was the recruitment of new firefighters and the shortage of staffing.

On 11/10/2021 Lower Allen Fire Company completed the purchase of a Fire Safety Trailer from Lower Swatara Fire Company for \$7500.00. The Fire Safety Trailer is titled to Lower Allen Township.

On 11/10/2021 work began on refurbishing the lounge on the second floor of the Municipal Services Building. The refurbishment includes new furniture, painting of the walls, and installation of new televisions.

On 11/12/2021 and 11/22/2021 a meeting was conducted on the Alpine RedNMX Software Implementation Project for Lower Allen Fire Company, Lisburn Fire Company, Lower Allen Public Safety, and Lower Allen Fire Codes with the following invited to attend: Public Safety Director Dave Holl, LAFC Fire Chief Dave Murdoch, LCFC Fire Chief Frank Williamson, LAFC Assistant Chief Chris Trace, Fire Captain Frank Wirth, Fire Inspector Bill Yeagley, and PSO Bryce Landis. Currently projects are addressing issues with the Responder App and NFIRS downloading of data from the County Dispatch Center due to the change in the Computer Aided Dispatch program.

On 11/12/2021 Fire Chief Dave Murdoch, Public Safety Director Dave Holl, and Public Safety Fire Captain Frank Wirth participated in a Zoom meeting with Jeff Fitzgerald of Fire Media Strategic Marketing to discuss recruitment strategies for Lower Allen Fire Company.

On 11/13/2021 Lower Allen Fire Company participated with delivering Santa to the Capital City Mall. This event was also coordinated with Jeff Fitzgerald of Fire Media Strategic Marketing to produce a marketing video for the Lower Allen Fire Company.

On 11/15/2021 Public Safety Director Dave Holl and Public Safety Fire Captain Frank Wirth attended the CapCOG Public Safety Committee Meeting to be briefed on the SAFER Grant awarded to the CapCOG, of which Lower Allen and Lisburn Fire Company are participants.

**Public Safety Officers/Fire Captain/Fire Inspector:**

**Fire Department Responses:**

Fire Captain - 16

Codes Coordinator/Fire Inspector - 21

Public Safety Officers – 88

**Statistics:**

Assist to Police Department – 0

Assist to Emergency Medical Services – 0

Child Safety Seat – 2

Fire Prevention Activities – 2

Fire Inspections – 33

Fire Permits Issued – 56

New Property Maintenance Cases - 4

Property Maintenance Inspections – 5

Property Maintenance Citations Issued – 0

**Daylight Training Sessions:**

- On 11/1/2021 PSO Bryce Landis instructed and evaluated Live-In Firefighter Tyler Rotelle as an Operator of Truck 12. Firefighter Rotelle successfully completed the evaluation and is an approved Operator of Truck 12.
- On 11/4/2021 Public Safety Fire Captain Frank Wirth conducted an Elevator Emergency Awareness class at Lower Allen Fire Station #1.
- On 11/11/2021 a class on Scene Size-up was conducted by PSO Justin Lenker at Lower Allen Fire Station #1.
- On 11/18/2021 a class on Five Gas Monitors and Sensit Natural Gas Monitors for odor investigation incidents.

**Other Training/Events:**

- On 11/6/2021 Public Safety Fire Captain Frank Wirth attended a Foam Firefighting Technician Refresher class held at the Lower Swatara Twp. Fire Company in Dauphin County.
- On 11/8/2021 Lt. John Tkac conducted a Fire Station Tour and Fire Prevention Presentation to a local Cub Scout Den at Fire Station #1.

**Incidents:**

On 11/20/2021 in the evening Lower Allen Fire Company and Lisburn Community Fire Company responded to 2976 Meridian Way in the Township for a Porch Fire. Initial call was for an automatic fire alarm and was upgraded to a structure fire when a call received by the occupant of a fire on the porch. Fire was extinguished by sprinkler system. Damage to structure was minimal and the building was saved.

On 11/21/2021 in the afternoon Lower Allen Fire Company and Lisburn Community Fire Company responded to a garage fire at 900 Lewisberry Road in Fairview Township, York County. Engine 24 and Tanker 24 assisted with fire suppression activities, and Squad 12 established a tanker fill site at 599 Lewisberry Road. The garage was a total loss.

On 11/22/2021 in the morning Lower Allen Fire Company responded to a building fire at 212 North 32<sup>nd</sup> Street in the Borough of Camp Hill. Truck 12 arrived on the scene to assist with fire attack and ventilation. The bathroom sustained heavy fire damage with smoke damage throughout the building.

On 11/22/2021 in the evening Lower Allen Fire Company with its mutual aid partners responded to a report of smoke in the building at 824 Lisburn Road – The Woods in the Township. Upon arrival crews found smoke was originating from the elevator mechanical room due to a malfunction. Crews ventilated the structure and there was no damage to the structure.

On 11/26/2021 in the afternoon Lower Allen Fire Company responded to a building fire at 1707 Linewood Drive in the Borough of Camp Hill. Truck 12 arrived and held the fire in check with a portable water extinguisher, assisted with ventilation, and overhaul of the fire scene. There was moderate damage to the sunroom of the residence.

**Live-In Firefighter Activities:**

- Firefighter Brian Ariano responded to 18 incidents (30%) this month.
- Firefighter Brian Ariano is currently training to be a Driver/Operator on Rescue 12.
- Firefighter Tyler Rotelle responded to 23 incidents (38%) this month. Firefighter Rotelle had COVID and recuperated at his home for a couple of weeks.
- Firefighter Brian Petkash responded to 26 incidents (43%) this month.
- On 11/8/2021 Prospective Live-In Patrick Reidy visited Lower Allen Fire Station #1 and conducted a ride-along with the fire company.