

# **MONTHLY REPORT LOWER ALLEN TOWNSHIP** **APRIL/MAY 2022**

**Department of Public Safety**



<b>Director</b>	<b>Pages</b>	<b>3-4</b>
<b>Police Captain</b>	<b>Pages</b>	<b>5-14</b>
<b>Support Services Lieutenant</b>	<b>Pages</b>	<b>15-22</b>
<b>Police Operational Services Lieutenant</b>	<b>Pages</b>	<b>21-32</b>
<b>EMS</b>	<b>Pages</b>	<b>33-58</b>
<b>Fire Captain (Fire/PSOs)</b>	<b>Pages</b>	<b>59-61</b>

April Monthly Report – 2022 Department of Public Safety Director David L. Holl During April, the COVID-19 pandemic positive case reports continued to decline. No changes to personal protective device (PPE) requirements changed however and maximum precaution continued to be urged. All staff was kept up to date with statistics on infection rates and hospitalizations.

The Emergency Health Services Council continued with their COVID briefings via an online presentation but moved to every two weeks instead of weekly due to the case declines. There continued to be fluctuations in the daily case counts resulting in the decline not being consistent. Captain Deaven and I continued to monitor the PEMA (PA Emergency Management Agency), FEMA, and any county EMA releases daily. Staff continues strict protocols with personal protective equipment and sanitation. To date, public safety has had no work-related COVID infections of staff despite numerous contacts and work-related exposure. This fact clearly illustrates our ongoing diligent proactive preventive measures work and the professionalism of the staff.

The highlights of April included: April 1st and 2nd – Friday the 1st attended the CALEA Conference in Florida. Saturday morning attended the Accreditation Hearing from a panel of CALEA Commissioners with staff and Commissioner Nagy. The hearing was to have our accreditation onsite, and report reviewed by the panel and answer any questions posed. At the conclusion, the panel voted to recommend re-accreditation to the police department. Saturday evening, we attended the CALEA banquet and received our reaccreditation award.

April 11th – I presented at the APCO PA Conference in Lancaster on the TMA AVS-01 intrusion alarm standard that is under development. I sit as an appointed co-chair of that TMA standard committee representing public safety interests. The AVS-01 standard will be an ANSI standard that will provide guidelines nationally for alarm central stations on how they receive, analyze, and report intrusion alarms to 911 centers.

April 19th and 20th – Attended the CODY Connect Conference at the Hershey Convention Center. During the business meeting, I was honored to accept the CODY 'Pathfinder' award along with Chief Warner of Derry Township. We were both instrumental in collaborating with CODY to implement the Cumberland County-Dauphin County Capital Area Police Exchange (CAPE) COBRA data-sharing consortium. Every day officers use the COBRA data sharing product in investigations for time-saving investigative information research. April 25th to 28th – I attended the TMA Virtual Midyear Meeting and participated as a panelist in the AVS01 panel presentation/discussion. Throughout the month I attended various meetings internally and externally concerning administrative and operational topics for law enforcement, fire, emergency medical services, emergency management, and Township activities.

During May, the COVID-19 pandemic positive once again began to increase. The difference was with the acuity impact. In general, positive cases were less impactful and persons infected were less sick in general. No changes to personal protective device (PPE) requirements changed however and maximum precaution continued to be urged. All staff was kept up to date with statistics on infection rates and hospitalizations.

The Emergency Health Services Council continued with their COVID briefings via an online presentation but moved to every two weeks instead of weekly due to the case declines. There continued to be fluctuations in the daily case counts resulting in the rates not being consistent. Captain Deaven and I continued to monitor the PEMA (PA Emergency Management Agency), FEMA, EHSF, and any county EMA releases daily. Staff continued strict protocols with personal protective equipment and sanitation. To date, public safety has had no work-related COVID infections of staff despite numerous contacts and work-related exposure. This fact clearly illustrates our ongoing diligent proactive preventive measures work and the professionalism of the staff.

The highlights of May included:

May 3rd – Capt. Deaven and I attended the Ambulance Association of Pennsylvania Annual Reimbursement Conference in Gettysburg. Topics included Increased Ambulance Reimbursements Through Medicaid Bridge Funding, Generating Revenue Through EMS Alternative Delivery Models, and Defeating the Villains of EMS Billing. Our interest in this conference is continuing to look at our own EMS and the billing requirements and impact of the health care system.

May 13th – I attended the Cumberland County Law Enforcement Memorial Service at the Law Enforcement Memorial on the grounds of the Public Safety 911 Center. The service is always the sobering reminder of the hazard of the law enforcement profession and the tragic possibility of giving one's life in the service to others.

May 17th – I participated in the HACC Police Academy candidate interviews for possible pre-service applicants.

May 23rd – Becky David and I held a conference call with Public Safety Planner Justin Strawser to discuss the working draft of the Debris Management Plan, an addendum to the Township EOP. This plan will put in place a playbook for debris management following disaster events such as tornadoes or other events creating large amounts of debris. Throughout the month I attended various meetings internally and externally concerning administrative and operational topics for law enforcement, fire, emergency medical services, emergency management, and Township activities.

Respectfully Submitted,

David L Holl Director

*David L Holl*

Director, Department of Public Safety

**DEPARTMENT HEAD:**

Throughout the month of April, Captain Crone attended Command and Staff meetings, Board of Commissioners Meetings, Department Head Meetings, and various personnel-related meetings.

Captain Crone concluded the CALEA Conference at the beginning of the month (also attended by Lt Sentman, Director Holl, and, on the last days, Commissioner Nagy). Later in the month, Captain Crone and other members of staff attended the CODY Connect training conference. At that event, the updated version of our records management system, along with anticipated costs for the transition, were revealed.

Captain Crone and Lieutenant Sentman attended the Victims' Rally and Walk in Carlisle on 4/26. Each year, we try to attend to show support for both victims of crime and the advocates that work so hard to guide them through their process.

One CSO interview was conducted, with more to follow. Our current CSO staffing is not getting the hours and details filled, highlighting the need for some additional part-time hires to share the load.

The April Patrol Officer of the Month is Officer Lightner. During the month, Ofc. Lightner led his platoon in citations and arrests. He was able to do a significant amount of follow-up on some cases where he had successful interviews that ended with confessions. These include fraud, retail theft, and fleeing and eluding.

Ofc. Lighter was also instrumental in the identification of a juvenile suspect who committed a burglary at Platinum Fitness. Upon reading an email sent out by Ofc. Fitzkee, he was able to positively identify the suspect. Ofc. Lightner had assisted on a call involving the suspect a few days prior to the burglary. On the night of the incident, he observed the suspect enter the Sheetz around the burglary. He saw the suspect near Sheetz again the night after the crime. He spoke to the employee and found out that the suspect had purchased a drink with all change, which is what was stolen during the burglary. This information helped lead to the suspect being arrested and charged.

**NALOXONE**

There were no Naloxone administrations by police personnel in Lower Allen Township in March.

# UCR (Uniform Crime Reporting) Crime Statistics



## Year to Date Comparison Report

Printed On: 05/23/2022

Beginning Date: 01/01/2022

Ending Date:  
04/30/2022

Page 1 of 1

### YTD Offense and Clearance Comparison

Agency: LOWER ALLEN TOWNSHIP

Offense : All

State Totals	This Year to Date			Last Year to Date			Rate Per 100,000 Population	Offense Percent change	Offense Cleared Percent
Classification Of Offense	Number Of Offenses	Cleared Offense	Offense Clearance Rate	Last Year Offense	Last Year Clearance	Offense Clearance Rate			
Murder/NonNegligent Homicide(Total)	0	1	0.00%	0	2	0.00%	0.00	0.00%	0.00%
Manslaughter by Negligence(Total)	0	0	0.00%	0	1	0.00%	0.00	0.00%	0.00%
Rape(Total)	1	2	200.00%	5	7	140.00%	100000.00	-80.00%	42.86%
Rape	1	2	200.00%	5	6	120.00%	100000.00	-80.00%	66.67%
Attempted Rape	0	0	0.00%	0	1	0.00%	0.00	0.00%	0.00%
Robbery(Total)	0	0	0.00%	3	2	66.67%	0.00	-100.00%	-100.00%
Robbery - Firearm	0	0	0.00%	1	1	100.00%	0.00	-100.00%	-100.00%
Robbery - Knife or Cutting Instrument	0	0	0.00%	0	0	0.00%	0.00	0.00%	0.00%
Robbery - Other Dangerous Weapon	0	0	0.00%	0	0	0.00%	0.00	0.00%	0.00%
Robbery - StrongArm/Hands/Fists/Feet etc)	0	0	0.00%	2	1	50.00%	0.00	-100.00%	-100.00%
Assault(Total)	4	3	75.00%	19	17	89.47%	400000.00	-78.95%	-16.17%
Assault - Firearm	0	0	0.00%	1	1	100.00%	0.00	-100.00%	-100.00%
Assault - Knife or Cutting Instrument	1	0	0.00%	2	1	50.00%	100000.00	-50.00%	-100.00%
Assault - Other Dangerous Weapon	0	0	0.00%	0	0	0.00%	0.00	0.00%	0.00%
Assault - StrongArm(Hands,Fists,Feet,etc)	3	3	100.00%	16	15	93.75%	300000.00	-81.25%	6.67%
Burglary(Total)	9	4	44.44%	33	17	51.52%	900000.00	-72.73%	-13.74%
Burglary - Forcible Entry	3	1	33.33%	16	8	50.00%	300000.00	-81.25%	-33.34%
Burglary - Unlawful Entry(No Force)	5	3	60.00%	13	7	53.85%	500000.00	-61.54%	11.42%
Burglary - Attempted Forcible Entry	1	0	0.00%	4	2	50.00%	100000.00	-75.00%	-100.00%
Larceny(Total) - Non-excluding motor vehicles	70	49	70.00%	271	178	65.68%	700000.00	-74.17%	6.58%
Motor Vehicle Theft(Total)	3	2	66.67%	10	5	50.00%	300000.00	-70.00%	33.34%
Motor Vehicle Theft - Autos	3	2	66.67%	9	5	55.56%	300000.00	-66.67%	20.00%
Motor Vehicle Theft - Trucks and Buses	0	0	0.00%	0	0	0.00%	0.00	0.00%	0.00%
Motor Vehicle Theft - Other Vehicles	0	0	0.00%	1	0	0.00%	0.00	-100.00%	0.00%
Human Trafficking	0	0	0.00%	0	0	0.00%	0.00	0.00%	0.00%
Arson	0	0	0.00%	1	0	0.00%	0.00	-100.00%	0.00%
Total Part I Offenses	87	61	70.11%	342	229	66.96%	8700000.00	-74.56%	4.70%
Assault - Other(Simple, Not Aggravated)	31	28	90.32%	129	110	85.27%	3100000.00	-75.97%	5.92%
Forgery and Counterfeiting	3	0	0.00%	16	9	56.25%	300000.00	-81.25%	-100.00%
Fraud	101	65	64.36%	414	211	50.97%	10100000.00	-75.60%	26.27%
Embezzlement	0	0	0.00%	4	4	100.00%	0.00	-100.00%	-100.00%
Stolen Property; Buying, Receiving, Possession	2	2	100.00%	6	6	100.00%	200000.00	-66.67%	0.00%
Vandalism	18	2	11.11%	54	17	31.48%	1800000.00	-66.67%	-64.71%
Weapons; Carrying, Possessing, etc.	4	4	100.00%	13	14	107.69%	400000.00	-69.23%	-7.14%
Prostitution and Commercialized Vice	0	0	0.00%	0	0	0.00%	0.00	0.00%	0.00%
Sex Offenses (Except Line 2 and 16)	7	4	57.14%	32	20	62.50%	700000.00	-78.13%	-8.58%
Drug Abuse Violations(Total)	31	30	96.77%	118	114	96.61%	3100000.00	-73.73%	0.17%
Sale/Manufacturing SubTotal	5	4	80.00%	10	10	100.00%	500000.00	-50.00%	-20.00%
Opium - Cocaine	1	1	100.00%	3	4	133.33%	100000.00	-66.67%	-25.00%
Marijuana	1	1	100.00%	3	4	133.33%	100000.00	-66.67%	-25.00%
Synthetic	0	0	0.00%	1	0	0.00%	0.00	-100.00%	0.00%
Other	3	2	66.67%	3	2	66.67%	300000.00	0.00%	0.00%
Possession SubTotal	26	26	100.00%	108	104	96.30%	2600000.00	-75.93%	3.84%
Opium - Cocaine	1	1	100.00%	4	3	75.00%	100000.00	-75.00%	33.33%
Marijuana	22	22	100.00%	94	91	96.81%	2200000.00	-76.60%	3.30%
Synthetic	0	1	0.00%	1	3	300.00%	0.00	-100.00%	-100.00%
Other	3	2	66.67%	9	7	77.78%	300000.00	-66.67%	-14.28%
Gambling(Total)	0	0	0.00%	0	0	0.00%	0.00	0.00%	0.00%
Book Making	0	0	0.00%	0	0	0.00%	0.00	0.00%	0.00%
Numbers, Etc	0	0	0.00%	0	0	0.00%	0.00	0.00%	0.00%
Other	0	0	0.00%	0	0	0.00%	0.00	0.00%	0.00%
Offenses Against the Family and Children	1	1	100.00%	2	2	100.00%	100000.00	-50.00%	0.00%
Driving Under The Influence	26	24	92.31%	80	72	90.00%	2600000.00	-67.50%	2.57%
Liquor Laws	3	3	100.00%	5	5	100.00%	300000.00	-40.00%	0.00%
Drunkenness	3	3	100.00%	22	22	100.00%	300000.00	-86.36%	0.00%
Disorderly Conduct	22	16	72.73%	73	63	86.30%	2200000.00	-69.86%	-15.72%
Vagrancy	0	0	0.00%	0	0	0.00%	0.00	0.00%	0.00%
All Other Offenses (Except Traffic)	27	23	85.19%	105	97	92.38%	2700000.00	-74.29%	-7.78%
Total Part II	279	205	73.48%	1,073	766	71.39%	27900000.00	-74.00%	2.93%



**ARRESTS:**

These are the charges for which arrests have been made in the month of April

Lower Allen Township Arrests Report		
ARRESTS BY CHARGE		
OBSTRUCTING ADMINISTRATION OF LAW	-----	1
1543. DRIVING WHILE OPERATING PRIVILEGE	-----	1
1543. DRIVING WHILE OPERATING PRIVILEGE	-----	2
BAD CHECKS	-----	10
CARELESS DRIVING	-----	4
CONSPIRACY RETAIL THEFT	-----	2
CORRUPTION OF MINORS	-----	1
CRIMINAL CONSPIRACY THEFT BY DECEPTION F	-----	2
CRIMINAL TRESPASS BUILDING	-----	1
DEFANT TRESPASS (VERBAL)	-----	1
DISORDERLY CONDUCT	-----	1
DRIVE UNDER SUSPENSION DUI	-----	1
DRIVING VEHICLE AT SAFE SPEED	-----	1
DUI	-----	1
DUI HIGHEST RATE	-----	4
ENDANGERING WELFARE OF CHILDREN	-----	1
FAIL DRIVE RIGHT SIDE RD	-----	1
FAIL DRIVE WITHIN LANE	-----	3
FALSE IDENTIFICATION TO LAW ENFORCEMENT	-----	1
OBEEDIENCE TO TRAFFIC CONTROL DEVICES	-----	1
PACC 4105(a)(1) Bad Checks	-----	4
PACC 903(a)(4)3929(a)(1) Criminal Consp	-----	1
PAVC 1301(a) Registration and Certificat	-----	2
PAVC 3362 (a) (2), Maximum Speed Limits	-----	1
PAVC 4581(a)(2)(i) Restraint Systems	-----	1
POSSESSION OF A SMALL AMOUNT OF MARIJUAN	-----	2
POSSESSION OF DRUG PARAPHERNALIA	-----	2
PUBLIC DRUNKENESS	-----	1
PURCHASE, CONSUMPTION, POSSESSION	-----	1
RECKLESS DRIVING	-----	1
REGISTRATION REQUIRED	-----	1
REQUIRED FINANCIAL RESPONSIBILITY	-----	1
RETAIL THEFT POSSESSION	-----	2
SEXUAL ASSAULT	-----	1
STOP SIGN VIOLATION	-----	1
THEFT BY DECEPTION FALSE IMPRESSION	-----	5
THEFT UNLAWFUL TAKING MOVABLE	-----	1
TURNING MOVEMENTS AND REQUIRED SIGNALS.	-----	2

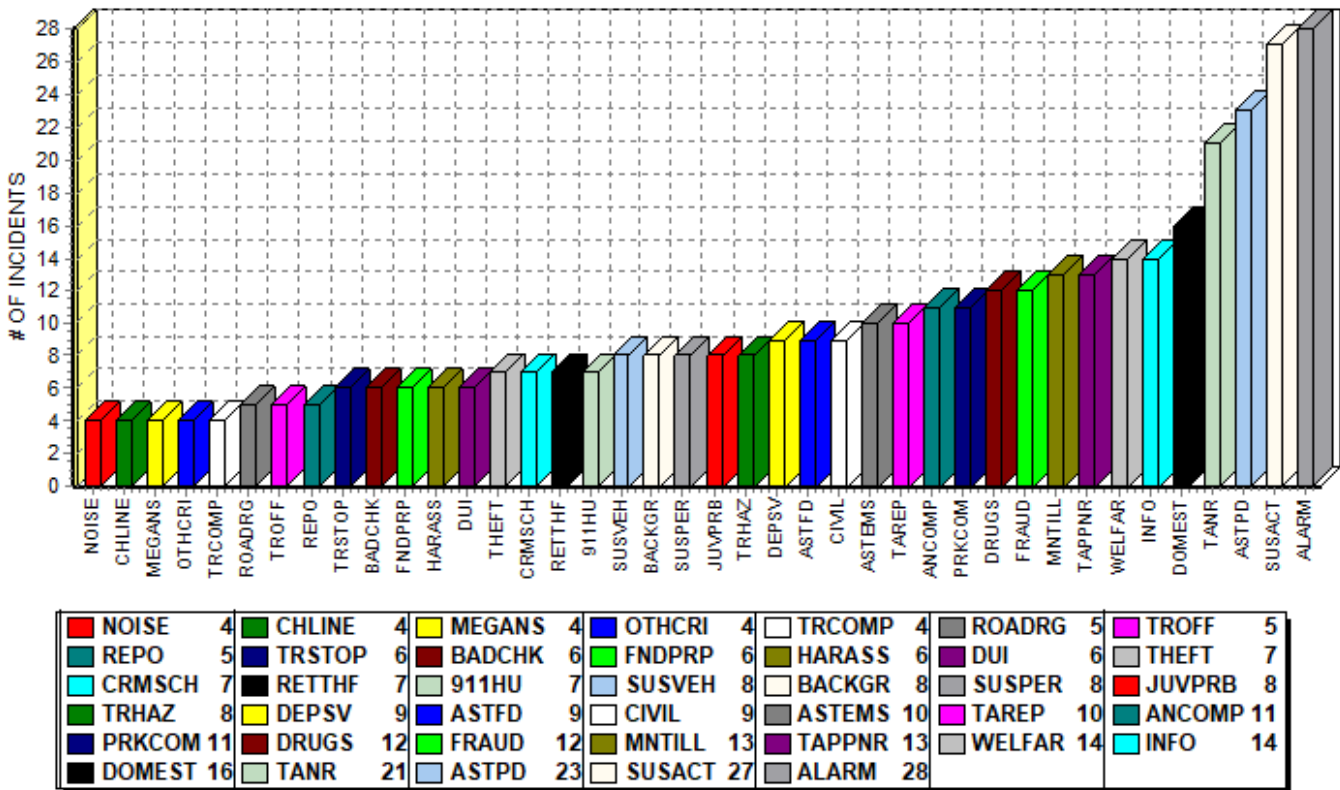
## MONTHLY TOP 40 INCIDENT COUNT BY TYPE and SELECTED OFFICER LOG FIGURES

The most recent monthly Top-40 calls for service appear here. This, coupled with the monthly totals in other charts, creates a more succinct picture of police department activity. The Selected Officer Log Figures chart that follows the Incident Count charts are items that consume patrol resources but are not documented in incident reports.

**2022**

**April**

**Incident Frequency by TYPE (Top 40 of 92 Shown) (Using DATE RECD)**



By Day of Week

Weekday vs Weekend



**Selected Officer Log Figures:**

Selected Officer Log Figures			
April		2022	2021
		April	April
		Total	Total
CCOURT	County Court	0	0
DCCCTR	Detail, CCC Traffic	4	15
DCHSEC	Detail, Church Security	4	2
DCLATR	Detail, CLA Traffic	8	12
DEPSV	Department Services	3	12
DETSPV	Detailed Special Event	1	1
DIRPAT	Direct Patrol	109	278
DLACP	Detail, LACP	3	0
DMALLS	Detail, Mall Security	8	7
MDJCRT	MDJ Hearing	2	2
PRKCHX	Park Check	14	35
Total		156	364

**RECORDS FUNCTION:**

Records staff continues the normal daily routine of organizing, filing, and distributing paperwork as appropriate, as well as fielding calls for service over the phone and handling or directing walk-up customers.

**APRIL**

RTK/Report Disseminations - 30

Warning/Citation Entries - 302

Case Folders Created – 107

Complaints Reviewed - 494

Arrest Reports Entered/Filed – 70

***Respectfully submitted,***



**Capt. Leon G. Crone, Jr.**  
**Police Captain**

**DEPARTMENT HEAD:**

Throughout the month of May, Captain Crone attended Command and Staff meetings, a Public Safety Captains' Meeting, Board of Commissioners Meetings, Department Head Meetings, and various personnel-related meetings.

A second CSO candidate was interviewed, and background checks started.

Captain Crone attended a range training day. This was a transition day for new firearms. All personnel should have completed this training by early June.

Captain Crone and Director Holl attended a ceremony at the Cumberland County Law Enforcement Memorial in conjunction with Peace Officers' Memorial Day.

The May Patrol Officer of the Month is Officer

**NALOXONE**

There was one Naloxone administration by police personnel in Lower Allen Township in May.

# UCR (Uniform Crime Reporting) Crime Statistics



## Year to Date Comparison Report

Printed On: 06/06/2022

Beginning Date: 01/01/2022

Ending Date:  
05/31/2022

Page 1 of 1

### YTD Offense and Clearance Comparison

Agency: LOWER ALLEN TOWNSHIP

Offense : All

State Totals	This Year to Date			Last Year to Date			Rate Per 100,000 Population	Offense Percent change	Offense Cleared Percent
Classification Of Offense	Number Of Offenses	Cleared Offense	Offense Clearance Rate	Last Year Offense	Last Year Clearance	Offense Clearance Rate			
Murder/NonNegligent Homicide(Total)	0	1	0.00%	0	2	0.00%	0.00	0.00%	0.00%
Manslaughter by Negligence(Total)	0	0	0.00%	0	1	0.00%	0.00	0.00%	0.00%
Rape(Total)	1	2	200.00%	5	7	140.00%	100000.00	-80.00%	42.86%
Rape	1	2	200.00%	5	6	120.00%	100000.00	-80.00%	66.67%
Attempted Rape	0	0	0.00%	0	1	0.00%	0.00	0.00%	0.00%
Robbery(Total)	1	1	100.00%	4	3	75.00%	100000.00	-75.00%	33.33%
Robbery - Firearm	1	0	0.00%	2	1	50.00%	100000.00	-50.00%	-100.00%
Robbery - Knife or Cutting Instrument	0	0	0.00%	0	0	0.00%	0.00	0.00%	0.00%
Robbery - Other Dangerous Weapon	0	0	0.00%	0	0	0.00%	0.00	0.00%	0.00%
Robbery - StrongArm(Hands,Fists,Feet,etc)	0	1	0.00%	2	2	100.00%	0.00	-100.00%	-100.00%
Assault(Total)	5	4	80.00%	20	18	90.00%	500000.00	-75.00%	-11.11%
Assault - Firearm	0	0	0.00%	1	1	100.00%	0.00	-100.00%	-100.00%
Assault - Knife or Cutting Instrument	1	0	0.00%	2	1	50.00%	100000.00	-50.00%	-100.00%
Assault - Other Dangerous Weapon	0	0	0.00%	0	0	0.00%	0.00	0.00%	0.00%
Assault - StrongArm(Hands,Fists,Feet,etc)	4	4	100.00%	17	16	94.12%	400000.00	-76.47%	6.25%
Burglary(Total)	9	7	77.78%	33	20	60.61%	900000.00	-72.73%	28.33%
Burglary - Forcible Entry	3	2	66.67%	16	9	56.25%	300000.00	-81.25%	18.52%
Burglary - Unlawful Entry(No Force)	5	5	100.00%	13	9	69.23%	500000.00	-61.54%	44.45%
Burglary - Attempted Forcible Entry	1	0	0.00%	4	2	50.00%	100000.00	-75.00%	-100.00%
Larceny(Total) - Theft(excluding motor vehicles)	92	57	61.96%	293	186	63.48%	920000.00	-68.60%	-2.39%
Motor Vehicle Theft(Total)	3	2	66.67%	10	5	50.00%	300000.00	-70.00%	33.34%
Motor Vehicle Theft - Autos	3	2	66.67%	9	5	55.56%	300000.00	-66.67%	20.00%
Motor Vehicle Theft - Trucks and Buses	0	0	0.00%	0	0	0.00%	0.00	0.00%	0.00%
Motor Vehicle Theft - Other Vehicles	0	0	0.00%	1	0	0.00%	0.00	-100.00%	0.00%
Human Trafficking	0	0	0.00%	0	0	0.00%	0.00	0.00%	0.00%
Arson	0	0	0.00%	1	0	0.00%	0.00	-100.00%	0.00%
Total Part I Offenses	111	74	66.67%	366	242	66.12%	11100000.00	-69.67%	0.83%
Assault - Other(Simple, Not Aggravated)	39	33	84.62%	137	115	83.94%	3900000.00	-71.53%	0.81%
Forgery and Counterfeiting	4	1	25.00%	17	10	58.82%	400000.00	-76.47%	-57.50%
Fraud	119	67	56.30%	432	213	49.31%	11900000.00	-72.45%	14.18%
Embezzlement	0	0	0.00%	4	4	100.00%	0.00	-100.00%	-100.00%
Stolen Property; Buying, Receiving, Possession	3	3	100.00%	7	7	100.00%	300000.00	-57.14%	0.00%
Vandalism	23	5	21.74%	59	20	33.90%	2300000.00	-61.02%	-35.87%
Weapons; Carrying, Possessing, etc.	7	6	85.71%	16	16	100.00%	700000.00	-56.25%	-14.29%
Prostitution and Commercialized Vice	0	0	0.00%	0	0	0.00%	0.00	0.00%	0.00%
Sex Offenses (Except Line 2 and 16)	9	5	55.56%	34	21	61.76%	900000.00	-73.53%	-10.04%
Drug Abuse Violations(Total)	39	39	100.00%	126	123	97.62%	3900000.00	-69.05%	2.44%
Sale/Manufacturing SubTotal	5	4	80.00%	10	10	100.00%	500000.00	-50.00%	-20.00%
Opium - Cocaine	1	1	100.00%	3	4	133.33%	100000.00	-66.67%	-25.00%
Marijuana	1	1	100.00%	3	4	133.33%	100000.00	-66.67%	-25.00%
Synthetic	0	0	0.00%	1	0	0.00%	0.00	-100.00%	0.00%
Other	3	2	66.67%	3	2	66.67%	300000.00	0.00%	0.00%
Possession SubTotal	34	35	102.94%	116	113	97.41%	3400000.00	-70.69%	5.68%
Opium - Cocaine	1	2	200.00%	4	4	100.00%	100000.00	-75.00%	100.00%
Marijuana	28	28	100.00%	100	97	97.00%	2800000.00	-72.00%	3.09%
Synthetic	0	1	0.00%	1	3	300.00%	0.00	-100.00%	-100.00%
Other	5	4	80.00%	11	9	81.82%	500000.00	-54.55%	-2.22%
Gambling(Total)	0	0	0.00%	0	0	0.00%	0.00	0.00%	0.00%
Book Making	0	0	0.00%	0	0	0.00%	0.00	0.00%	0.00%
Numbers, Etc	0	0	0.00%	0	0	0.00%	0.00	0.00%	0.00%
Other	0	0	0.00%	0	0	0.00%	0.00	0.00%	0.00%
Offenses Against the Family and Children	1	1	100.00%	2	2	100.00%	100000.00	-50.00%	0.00%
Driving Under The Influence	30	31	103.33%	84	79	94.05%	3000000.00	-64.29%	9.87%
Liquor Laws	5	4	80.00%	7	6	85.71%	500000.00	-28.57%	-6.66%
Drunkenness	5	5	100.00%	24	24	100.00%	500000.00	-79.17%	0.00%
Disorderly Conduct	28	19	67.86%	79	66	83.54%	2800000.00	-64.56%	-18.77%
Vagrancy	0	0	0.00%	0	0	0.00%	0.00	0.00%	0.00%
All Other Offenses (Except Traffic)	35	31	88.57%	113	105	92.92%	3500000.00	-69.03%	-4.68%
Total Part II	347	250	72.05%	1,141	811	71.08%	34700000.00	-69.59%	1.36%

**ARRESTS:**

These are the charges for which arrests have been made in the month of April

## Lower Allen Township Arrests Report

### ARRESTS BY CHARGE

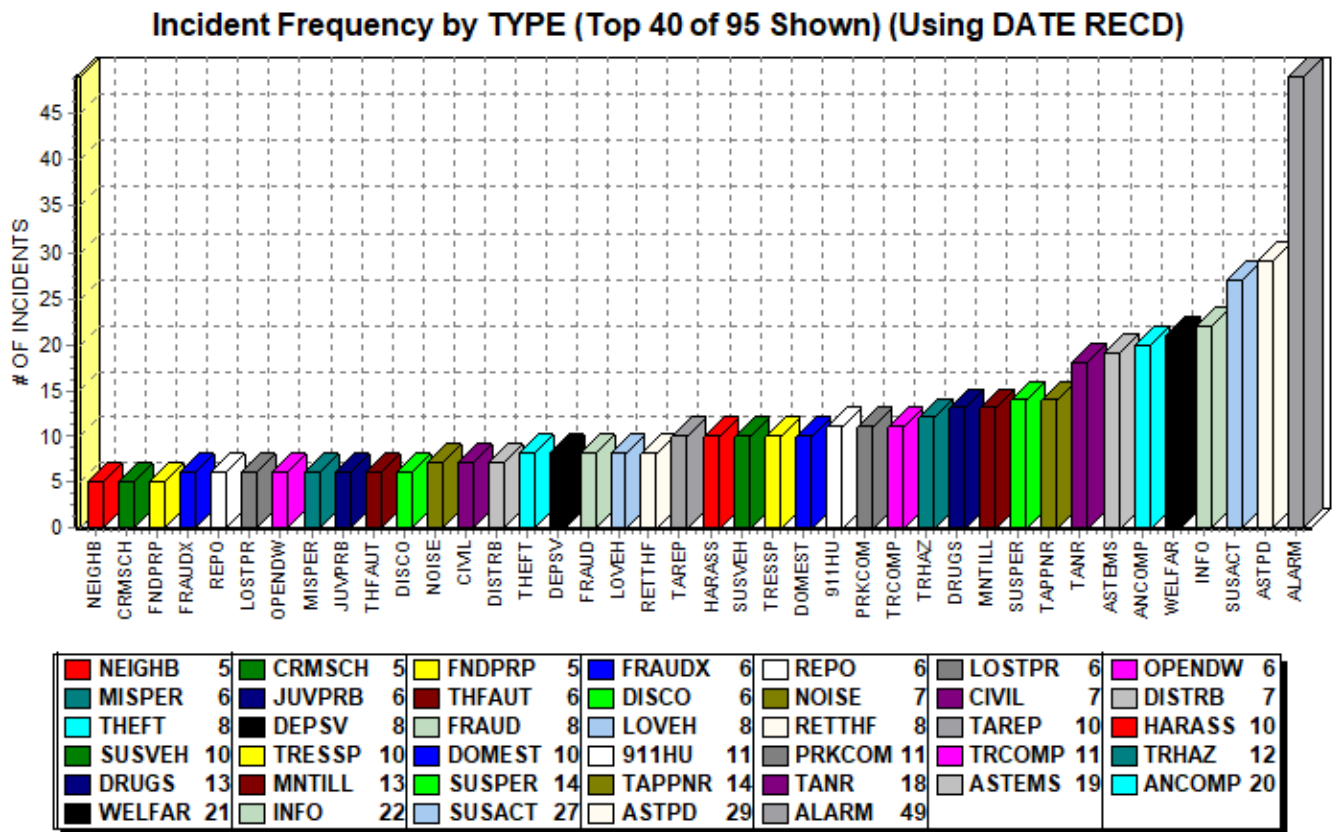
VEHICLE DAMAGE TO REAL PROPERTY	1
1543. DRIVING WHILE OPERATING PRIVILEGE	1
BAD CHECKS	1
CARELESS DRIVING	1
CARRY FIREARM WITH OUT A LICENSE	1
CERT/INSPECTION REQ	1
CRIMINAL MISCHIEF PERSONAL PROPERTY	1
DEFIANT TRESPASS (VERBAL)	1
DISORDERLY CONDUCT	2
DRIVE WHILE OPERATING PRIVILEGE IS SUSP/	1
DRIVERS REQUIRED TO BE LICENSED	1
DRIVING WHILE OPERATING PRIVILEGE IS SUS	1
DUI	1
DUI-HIGH RATE OF ALCOHOL	2
DUI-HIGHEST RATE	3
FAIL/DRIVE WITHIN LANE	1
HARASSMENT PHYS/CONTACT	3
NEGLECT OF ANIMAL	2
OBSTRUCTING HIGHWAYS AND OTHER PUBLIC PA	1
OPERATION FOLLOWING SUSPENSION OF REGIST	1
PACC 3503(b)(1)(i) Defiant Trespass M3	1
PACC 5503(a)(2) Disorderly Conduct	1
POSSESSION OF DRUG PARAPHERNALIA	2
PUBLIC DRUNKENESS	3
PURCHASE, CONSUMPTION, POSSESSION	1
RECEIVING STOLEN PROPERTY	2
REQUIRED FINANCIAL RESPONSIBILITY	1
RESISTING ARREST OR OTHER LAW ENFORCEMEN	1
RETAIL THEFT UNDER-RING	1
ROBBERY FORCE	1
SIMPLE ASSAULT/PHYSICAL	2
SIMPLE TRESPASS-DEFACING	1
THEFT UNLAWFUL TAKING MOVABLE	5

## MONTHLY TOP 40 INCIDENT COUNT BY TYPE and SELECTED OFFICER LOG FIGURES

Below is the Top-40 calls for service chart for the month. This, coupled with the monthly totals in other charts, creates a more succinct picture of police department activity. The Selected Officer Log Figures chart that follows the Incident Count charts are items that consume patrol resources but are not documented in incident reports.

**2022**

**May**



### Selected Officer Log Figures:

Selected Officer Log Figures			
May		2022	2021
		May	May
		Total	Total
CCOURT	County Court	1	2
DCCCTR	Detail, CCC Traffic	9	19
DCHSEC	Detail, Church Security	4	0
DCLATR	Detail, CLA Traffic	18	17
DEPSV	Department Services	7	12
DETSPV	Detailed Special Event	0	4
DIRPAT	Direct Patrol	79	222
DLACP	Detail, LACP	3	3
DMALLS	Detail, Mall Security	8	7
MDJCRT	MDJ Hearing	5	3
PRKCHX	Park Check	19	25
Total		153	314

#### **RECORDS FUNCTION:**

Records staff continues the normal daily routine of organizing, filing, and distributing paperwork as appropriate, as well as fielding calls for service over the phone and handling or directing walk-up customers.

MAY

RTK/Report Disseminations - 31

Warning/Citation Entries - 186

Case Folders Created – 103

Complaints Reviewed - 589

Arrest Reports Entered/Filed – 57

***Respectfully submitted,***



***Capt. Leon G. Crone, Jr.***  
***Police Captain***



**COMMANDER:**

Here is a list of the jobs/duties that I completed for the month of May 2022. For this month, I assisted with various cases and returned phone calls to other agencies to address the case. In early May I assisted with LA-22-01045, warrants issued for defendants who were found to be incarcerated in Baltimore. I contacted the Baltimore authorities and advised them accordingly. I also assisted with other cases to include a large theft case investigation. This involved bringing the Crime Scene Truck to a storage unit facility to recover stolen items. I appeared at the Judge’s office to add additional security for two cases. These cases involved juvenile victims who felt intimidated by the defendants. I was asked to attend to assist with the courtroom security for the peace of mind of the victim. This was done without difficulty or further issue. During this month, I also assisted patrol with concerns on a search warrant and the recovery of a firearm out of a car. I also covered a preliminary hearing for an officer who was occupied elsewhere.

I worked to eradicate issues with WATCHGUARD this month in both Body Worn Cameras as well as with the in car system. The issues presented were all issues dealing with the equipment for the system. The month started with attempting to eradicate an issue experienced while watching video. The video would malfunction and an automated message would read that we had no storage. This was found to be an issue with the system that WATCHGUARD was actually working to remedy. The second issue we found this month was an issue with the Body Worn Cameras battery. The battery would swell and not fit on the holder. This issue was fixed by WATCHGUARD who sent us new battery replacements for the units having the issues. We have received at least 8 replacement batteries for the system. These items are being replaced as they malfunction.

I addressed issues with the Community Service Officer Program during this month. I had a sit down meeting with one of my CSO’s to address performance and work-schedule issues. We discussed a clear path for him to improve and I offered suggestions to him on how to improve his day to day operations. This sit-down meeting then went to a counseling session and remedial training. Additionally, I addressed schedule issues as pertains to the CSO program as well as special events. CSO details were sent out for coverage. I also addressed the issues involving the use of the PLANIT timesheet. CSO staff was told not to use the old paper timesheets anymore. I also worked through staffing issues to include the resignation of one CSO and the granting of a Leave of Absence for another.

Equipment and other Quartermaster related tasks were complete this month. I send requests for and eventually ordered three (3) new ballistic vests for three officers. I also ordered two CSO vests to replace the two current CSO ballistic vests. I ordered a mobile computer system for the new patrol vehicles as well as an additional PBT. Other equipment to include holsters and gun related purchases were also made. I accepted a shipment of ammo that was delivered via truck and placed the ammo into the gear storage room.

During the month of May, we completed a project to upgrade all in-car modems to the appropriate SIM card status. Prior to this, most of the cars were operating on a system of First Net from AT&T but had not yet received the official First Net SIM Card. This issue was repaired by requesting First Net SIM CARDS from AT&T and arranging the installation of each SIM card. Upon completion of the installations, we then had computer support run tests on each of the modems to ensure that they were updated and taking advantage of all updates and improvements.

During this month, a plethora of video was sent electronically to the District Attorney’s office. This was done primarily through WATCHGUARD and the creation of cases. The bulk of the remaining requests for video were sent through e-Discovery. Some minor issues were experienced during this process with e-Discovery which were fixed on the fly. All video was sent via the most secured means and done for case preparation.

The second quarterly Evidence Room Inspection was done for the second quarter of the year. This was completed on 24 May 2022. Multiple items of evidence were checked and the minor issues found were fixed. Second quarter evidence inspection revealed over 150 items checked and all were accounted for during the inspection.

There was also an additional CSO applicant interview scheduled for this month. The applicant came in and met with command staff and human resources and the interview was completed. Background checks were assigned to detective's for follow up. During the month, another County Dispatcher came in to do a ride-a-long program and ended up applying for a part time position as a CSO. This process will continue in June 2022.

### **CSO PROGRAM**

The Community Service Officers provided coverage for a total of 247.50 hours to include special details, church details, and street coverage. The special details could have been a barn detail, park detail, or one of the pavilion details. We have experienced a shortage of CSO's to cover street shifts, so some hours went uncovered for the month. We hope to remedy this by hiring a few additional CSO's soon.

Lower Allen Township Police Department  
Criminal Investigations Office  
Monthly Report

**April 2022**

	MCNAIR	COFFEY	SCARLATO	CRAMER
NEW INVESTIGATIONS - LEAD	N/A	1	1	3
NEW INVESTIGATIONS - ASSISTED	N/A	0	0	0
OPEN INVESTIGATIONS	3	7	12	8
SEARCH WARRANTS CONDUCTED	0	1	6	2
CELLULAR PHONE DOWNLOADED	0	1	0	0
CRIMINAL ARRESTS	3	0	0	2
WARRANTS SERVED/SATISFIED	0	0	0	1
PRISONER TRANSPORTS	N/A	N/A	N/A	N/A
DRUG TASK FORCE ACTIVITY	7	N/A	N/A	N/A
TECHINICAL SERVICES INVESTIGATIONS	0	0	0	0
CALL OUTS	N/A	1	1	N/A
DEATH INVESTIGATIONS	0	0	0	0
CHILDLINES RECEIVED	N/A	0	4	1
OPEN CHILDLINES	N/A	3	6	1
MAGLOCLEN ENTRIES	N/A	N/A	N/A	N/A
MEGAN'S LAW OFFENDER	4	N/A	N/A	N/A
WEAPON OFFENSES	2	N/A	N/A	N/A

**Arrest Summaries (Min: Investigator, Accused, Adult/Juv, Location, Crime):**

- On 4/01/2022 – Officer Cramer filed Access Device and other various charges against a 51 YOA male stemming from an incident at Turkey Hill, 5150 Simpson Ferry Road
- On 04/30/2022 – Officer Cramer filed Burglary and various other related charges against a male juvenile for a Burglary of Platinum Fitness, 5260 Simpson Ferry Road.
- On 04/20/2022- Detective McNair filed Fraud related charges against a 28 YOA male stemming from an attempt to purchase a firearm from Sportsman Warehouse
- On 04/27/2022 - Detective McNair filed Fraud related charges against a 35 YOA female stemming from an attempt to purchase a firearm from Sportsman Warehouse
- On 04/27/2022 - Detective McNair filed Fraud related charges against a 38 YOA male stemming from an attempt to purchase a firearm from Sportsman Warehouse
- On 04/28/2022 - Detective McNair filed Fraud related charges against a 48 YOA female stemming from an attempt to purchase a firearm from Sportsman Warehouse

OFFENSE	NUMBER OF CASES	OFFENSE	NUMBER OF CASES
Homicide	1	Overdose Deaths	3
Burglary	9	Thefts	1
Sex Offenses	3	Fraud	5
Robberies	1	Childlines	8
Agg. Assault	1		

**Other Significant Activity:**

- On 04/02/2022 –Detective Corporal Scarlato assisted Officer Boldosser, Officer Shiley and Officer Rennie with an execution of a search warrant on a vehicle in the LATPD Impound Garage for case LA-22-01514. Large amount of stolen retail property recovered.
- Detective McNair completed a Community Notification due to an individual labeled as a Sexually Violent Predator moving into Drexel Place.

**Training:**

- The week of 04/04/2022, Detective Coffey and Detective Corporal Scarlato attended a week-long training course hosted by ZetX

**Photo Downloads: 20**

Certified Letters Sent – Property Return	0
Crime Scene Call Outs	2
COG Sale – Bicycles	0
Court Dispositions	13
Drug Destruction	10
Evidence Delivered to AG's Office	0
Evidence Delivered to Cumb Co DA	0
Cases Delivered to Cumb County Lab	5
Cases Delivered to PSP Lab	2
Evidence for Cumberland County Court	0
Evidence for Preliminary Hearing	7
Evidence Picked up from AG's Office	0
Evidence Picked up from CC Lab	2
Evidence Picked up from PSP Lab	5
Evidence Processing	0
Evidence, Cases Purged from Evid Room	19
Evidence /Property Returned to Owner	2
Evidence Room Inspection	1
Evidence Requested for Review by Officer	0
Evidence Sent to U.S.S.S.	0
Expungement Orders	10
Gun Destruction	0
Latent Print Cases	3
New Cases Submitted into Evidence Room	26
Property Disposition Forms Returned	0
Property Disposition Forms Sent	0
Requests for DVD	0
Requests for Photographs	0
Unclaimed Property to State UCP	0
Items Entered into Evidence Room	150
Items Removed from Evidence Room	76
Supplemental Reports	15
Assist Outside Agencies – Forensics	0
Rx Drug Turned into County Lab - Dest	1
PA State Police PICS Checks	0
PA State Police PICS Checks - Denials	0
CODY IRF	1
Quartermaster Requests	3
Vehicle Maintenance Requests	18
Fingerprint Applicant	0
<b>TOTAL REQUESTS 1034</b>	
<b>Evidence Room Item Count: 3657</b>	

**Evidence Custodian:**

05/02/22      Emptied Rx Drop Box LAT MSC

05/05/22      Evidence Request 1826 PLH LA-20-03832

05/05/22      Delivered Evidence to PSP Lab LA-22-02071

05/05/22      Picked Up Evidence from PSP Lab

05/10/22      Evidence Request PLH 1814 LA-22-00366

05/10/22      Evidence Request PLH 1814 LA-22-01321

05/10/22      Evidence Request PLH 1825 LA-22-01167 Ret to owner

05/12/22      Evidence Request PLH 1814 LA-22-00366

05/12/22      Evidence Request PLH 1814 LA-22-01321

05/16/22      Emptied Rx Drop Box LAT MSC

05/16/22      Evidence storage paperwork for LA-22-02071 CALEA Documentation

05/16/22      Stored Equipment example for CALEA

05/24/22      Evidence Request PLH 1823 LA-22-00054

05/31/22      Emptied Rx Drop Box LAT MSC

05/31/22      Prepared list of bicycles for COG Sale for Charlie Reynolds

**Evidence Technician:**

05/02/22      Process recovered stolen vehicle

05/08/22      Call Out – Assault Juv. LA-22-02165

05/15/22      Call Out – Death Investigation LA-22-02289



**Vehicle Maintenance:**

05/02/22	Car 09 L.B. Smith Ford – reprogram computer for starter – back in service
05/03/22	Car 12 L.B. Smith Ford – transmission oil leak
05/03/22	Car 14 Twp. Garage -replace tire on rang trailer
05/06/22	Car 06 Twp. Garage – service – taken to L. B. Smith Ford transmission
05/09/21	Car 01 L. B. Smith – engine light on – warranty
05/16/21	Car 03 Twp. Garage – replace battery
05/16/21	Car 11 Twp. Garage – low battery voltage
05/16/21	Car 04 L. B. Smith – ambient air sensor replacement
05/16/22	Car 16 Twp. Garage – inspection and battery replacement
05/16/22	Car 07 L. B. Smith – ambient air sensor replacement
05/17/22	Car 04 Twp. Garage – AC issue
05/18/22	Car 03 Twp. Garage – replace battery at LATPD Station
05/19/22	Car 08 Twp. Garage – service and replace tire monitor
05/19/22	Car 10 Twp. Garage – tighten gun rack
05/24/22	Car 07 L. B. Smith – computer programming
05/25/22	Car 10 L. B. Smith – computer programming
05/31/22	Car 03 Twp. Garage – engine light issue
05/31/22	Car 02 LATPD – replaced docking station w/ 1804

## **Quarter Master**

- 05/02/22 Issued Ford Fleet Key to Officer Hughes
- 05/02/22 Issued a duty belt portable holder to Officer Hughes
- 05/02/22 Placed Ti Taser back in service – in gun cabinet in Impound Garage

### **Projects:**

- 05/02/22 Unpackage Forensic Imaging System – had to re-arrange Lab for placement of new equipment.
- 05/03/22 Replace SIM Cards in all patrol vehicle modems w/ Lt. Sentman
- 05/10/22 Installation of Forensic Imaging System – Spex Forensics
- 05/10,11/22 Training on Forensic Imaging System – Spex Forensics
- 05/13/22 Shelving Installation in Gear Room – Diversified Storage Solutions Emily Colligan 610-239-5950. Not finished due to wrong parts shipped.
- 05/18/22 Placed new refrigerator in Evidence Intake Area – Temp Locker 15

### **WatchGuard Issues:**

- 05/02/22 Car 07 Not downloading from 05/01/22 – changed ports on POE – now downloading.

In April, the Lower Allen Twp. Police Dept. (LATPD) had 1,209 dispatched calls for service from Cumberland County Communications resulting in 495 reports. Of those reports, 108 were UCR related.

During the month of April, LATPD made arrests or filed criminal charges on 49 individuals, issued 20 non-traffic citations, 71 traffic citations, 172 warnings, and 32 parking tickets.

There were 47 crashes reported to LATPD in April. Of those 47 crashes, 14 were reportable crashes and 33 were non-reportable crashes.

<b>Monthly UCR Report- April</b>		
<b>CRIME TYPE</b>		<b>How Many</b>
Robbery		0
Assault		6
Burglary		3
Retail Theft		7
Theft From Vehicle		1
Theft		8
Stolen Vehicle (Unauthorized Use)		2
Forgery		0
Fraud		23
Criminal Mischief		8
Weapon Offenses		1
Sex Offenses		2
Drugs		10
DUI		8
Underage Drinking		1
Public Drunkenness		3
Harassment		0
Disorderly Conduct		6
Other Crimes		15
Missing Person		13
Death Investigation		1
Fire		0
Suicide Attempts		0
<b>TOTAL</b>		<b>108</b>



## Lower Allen Township PD DAILY INCIDENT COUNTS

04/01/2022 to 04/30/2022



Day of Month Responses	01	02	03	04	05	06	07	08	09	10	11	12	13	14	15	16	17	18	19	20	21	22	23	24	25	26	27	28	29	30	31	Total
911 HANG UP	0	0	1	0	1	0	0	0	0	0	0	0	0	0	1	0	0	0	0	0	1	0	0	0	0	0	0	2	1	0	0	7
ABANDONED VEHICLE	0	0	0	0	0	1	0	0	0	0	0	0	0	0	0	0	0	0	1	0	0	0	0	0	0	0	0	0	1	0	0	3
ALARM	1	1	1	0	1	0	0	0	1	1	0	3	1	2	0	2	2	0	2	2	0	1	0	1	0	0	0	3	2	1	0	28
ANIMAL COMPLAINT	0	1	0	0	0	1	1	0	0	0	1	2	0	1	0	0	0	0	0	1	2	0	0	0	0	1	0	0	0	0	0	11
ANIMAL FOUND, CAT	0	0	0	1	0	0	0	0	0	0	0	0	0	0	0	0	0	0	1	0	0	0	0	0	0	0	0	0	0	0	0	2
ANIMAL FOUND, DOG	0	0	0	0	0	0	0	0	1	0	0	0	0	0	0	0	0	0	0	0	0	0	0	0	0	0	0	1	0	0	0	1
ASSAULT, DOMESTIC	0	0	0	0	0	0	0	0	1	0	0	0	0	0	0	0	0	0	0	0	0	0	0	0	0	0	0	0	0	0	0	2
ASSAULT, SIMPLE	0	0	0	0	0	0	0	0	0	0	0	1	0	0	0	0	1	0	0	0	1	0	0	0	0	0	0	0	0	0	0	3
ASSIST EMS	0	0	0	0	0	0	0	1	2	0	1	0	0	3	0	0	0	0	0	0	0	0	1	0	1	1	0	0	0	0	0	10
ASSIST FIRE DEPARTMENT	0	0	0	0	0	0	0	1	0	1	0	0	2	0	2	0	1	0	0	0	0	0	0	0	2	0	0	0	0	0	0	9
ASSIST POLICE	2	1	0	0	1	2	3	1	1	0	0	0	0	0	0	1	0	0	0	0	1	1	3	1	1	1	1	1	1	0	1	23
BACKGROUND CHECK (LOCAL)	1	0	0	0	1	0	0	0	0	0	1	0	0	0	0	0	0	0	0	0	2	1	0	0	1	0	1	0	0	0	0	8
BAD CHECK	0	0	0	0	1	0	0	0	0	0	0	0	1	0	0	0	0	0	0	1	0	0	0	0	0	1	2	0	0	0	0	6
BURGLARY	0	1	0	0	0	0	0	0	0	0	0	0	0	0	0	0	0	0	0	0	0	0	0	0	0	1	0	1	0	0	3	
CHILD ENDANGERMENT	0	0	0	0	0	0	0	0	0	0	0	0	0	0	0	0	0	0	0	0	0	0	0	0	0	0	0	0	0	1	0	1
CHILDLINE (NON-UCR) NOTICE	0	0	0	1	0	0	0	0	0	0	0	0	0	0	0	0	0	1	0	1	1	0	0	0	0	0	0	0	0	0	0	4
CIVIL	0	1	0	0	0	0	0	1	1	0	0	0	1	0	1	0	0	0	1	0	1	0	0	1	1	0	0	0	0	0	0	9
COMMUNITY MEETING OR EVENT	0	0	0	0	0	0	0	0	0	0	0	0	0	0	0	0	0	0	0	0	0	1	0	0	0	0	0	0	0	0	0	1
CRIMINAL MISCHIEF	0	0	0	1	1	0	0	1	0	0	0	2	0	0	0	0	0	1	0	0	0	0	0	1	0	0	0	0	0	0	0	7
CURFEW	0	0	0	0	0	0	0	0	0	0	0	0	1	0	0	0	0	0	0	0	0	0	0	0	0	0	0	0	0	0	0	1
CHILD CUSTODY PROBLEM	0	0	0	0	0	0	0	0	0	0	0	0	0	0	0	0	0	0	0	0	0	0	0	0	0	0	0	0	0	1	0	1
CUSTOMER PROBLEM	0	0	0	0	0	0	0	0	0	0	1	1	0	0	0	0	0	0	0	0	0	1	0	0	0	0	0	0	0	0	0	3
DEATH INVESTIGATION	0	0	0	0	0	0	0	0	0	0	0	0	0	0	0	1	0	0	0	0	0	0	0	0	0	0	0	0	0	0	0	1
DEPARTMENT SERVICES	0	1	0	0	0	1	0	0	0	0	0	1	0	0	0	0	0	0	2	0	0	1	0	0	0	0	0	1	1	1	0	9
DISORDERLY CONDUCT	0	0	0	0	0	1	0	0	0	0	0	1	0	0	0	0	1	0	0	0	0	0	0	0	1	0	0	0	0	0	0	4
DISTURBANCE	0	0	0	0	0	0	0	1	0	0	0	0	0	0	0	1	0	0	0	0	0	0	0	0	0	0	0	0	0	0	0	2

05/03/2022 10:40:49

Page 1 of 4

[illegible]

PUBLIC ACCIDENT, NON TRAFFIC	0	0	0	0	0	0	1	0	0	0	0	0	1	0	0	0	0	0	0	0	0	0	0	0	0	1	0	1	0	4	
PUBLIC DRUNK	0	0	0	0	0	0	1	0	0	0	0	1	1	0	0	0	0	0	0	0	0	0	0	0	0	0	1	0	0	4	
PURSUIT	0	0	0	0	0	1	0	0	0	0	0	0	0	0	0	0	0	0	0	0	0	0	0	0	0	0	0	0	0	1	
REPOSSESSION	0	1	0	0	0	0	1	1	0	0	1	0	0	0	0	0	0	1	0	0	0	0	0	0	0	0	0	0	0	5	
RETAIL THEFT	1	1	0	0	0	0	1	0	0	0	1	0	0	0	0	1	1	0	0	0	0	0	0	0	0	0	1	0	0	7	
ROAD RAGE	2	0	0	0	0	0	0	0	0	0	0	0	0	0	0	1	0	0	0	0	0	0	0	0	0	1	0	1	0	5	
RESPONSE, SRT	1	0	0	0	0	0	0	0	0	0	0	0	0	0	0	0	0	0	0	0	0	0	0	0	0	0	0	0	0	1	
SEX OFFENSES	0	0	0	0	0	0	0	0	0	0	0	1	1	0	0	0	0	0	0	0	0	0	0	0	0	0	0	0	0	2	
SOLICITORS	0	0	1	0	0	0	0	0	0	0	0	0	0	0	0	0	1	0	0	0	0	0	0	0	0	1	0	0	0	3	
STOLEN/LOST PLATE	0	0	0	0	0	0	0	0	0	0	0	0	0	0	0	0	0	0	0	0	1	0	0	0	0	0	0	0	0	1	
STOLEN VEHICLE	0	0	0	0	0	0	0	0	0	0	0	0	0	0	0	0	0	0	0	0	0	0	0	0	0	0	0	1	0	1	
STOLEN VEHICLE RECOVERED	0	0	0	0	0	0	0	0	0	0	0	0	0	1	0	0	0	0	0	0	0	0	0	0	0	0	0	0	0	1	
SUSPICIOUS ACTIVITY	1	1	1	1	0	2	0	3	0	0	0	0	2	0	2	1	3	0	1	0	1	2	1	0	1	1	0	1	2	0	27
SUSPICIOUS PERSON	0	1	0	0	0	0	1	0	0	2	0	0	0	0	0	0	0	0	0	0	1	0	1	1	0	0	1	0	0	8	
SUSPICIOUS VEHICLE	0	1	0	1	0	0	0	1	0	0	0	0	0	0	1	0	2	0	0	1	0	0	1	0	0	0	0	0	0	8	
COLLISION, FATAL	0	0	0	0	0	1	0	0	0	0	0	0	0	0	0	0	0	0	0	0	0	0	0	0	0	0	0	0	0	1	
TAG LIFT	0	1	0	0	0	0	0	0	0	0	0	0	0	1	0	0	0	0	0	0	0	0	0	0	0	0	0	0	0	2	
COLLISION, NON-REPORTABLE	0	0	1	2	1	1	1	0	0	1	0	0	1	0	2	1	4	0	0	0	1	2	0	0	0	0	1	0	1	0	20
COLLISION, PRIVATE PROPERTY	1	1	0	1	1	0	0	2	1	0	0	0	1	0	0	0	0	1	1	0	1	1	0	0	0	0	1	0	0	0	13
COLLISION, PRIVATE PROPERTY	0	0	0	0	0	0	1	0	0	0	0	0	0	0	0	0	0	0	0	0	0	0	0	0	0	0	0	0	0	1	
COLLISION, REPORTABLE	0	0	0	1	0	0	2	1	0	0	1	0	1	0	0	1	0	0	0	0	0	0	0	0	0	1	1	1	0	11	
COLLISION, REPORTABLE DUI	0	0	0	0	0	0	0	0	0	0	1	0	0	0	0	0	0	0	0	0	0	1	0	0	0	0	0	0	0	2	
THEFT	0	0	1	0	0	0	0	0	0	0	0	2	1	0	0	0	0	0	0	0	0	0	0	0	0	1	0	0	1	7	
THEFT FROM AUTO	0	1	0	0	0	0	0	0	0	0	0	0	0	0	0	0	0	0	0	0	0	0	0	0	0	0	0	0	0	1	
TRAFFIC COMPLAINT	0	0	0	0	0	0	0	1	0	0	0	0	1	0	0	0	0	0	0	0	0	0	0	0	1	0	0	0	1	4	
TRESPASS	0	0	0	1	0	1	0	0	0	1	0	0	0	0	0	0	0	0	0	0	0	0	0	0	0	0	0	0	0	3	
TRAFFIC HAZARD	0	0	0	2	0	1	0	0	0	0	0	0	0	0	0	2	0	0	0	0	0	0	0	0	0	0	1	0	2	8	
TRAFFIC OFFENSES	0	0	0	0	1	0	0	0	0	0	0	0	0	0	0	0	0	0	0	0	0	0	1	1	0	0	1	0	1	5	
TRAFFIC SIGN/SIGNAL ISSUE	0	0	0	0	0	0	0	0	0	0	0	0	0	0	0	0	0	0	0	0	0	0	0	0	1	0	0	0	0	1	
TRAFFIC STOP	0	0	1	0	0	1	0	0	0	0	0	0	0	0	1	1	0	0	0	2	0	0	0	0	0	0	0	0	0	6	





Monthly UCR Report- May		
CRIME TYPE		How Many
Robbery		1
Assault		7
Burglary		0
Retail Theft		8
Theft From Vehicle		6
Theft		8
Stolen Vehicle (Unauthorized Use)		1
Forgery		1
Fraud		18
Criminal Mischief		5
Weapon Offenses		3
Sex Offenses		2
Drugs		9
DUI		4
Under-Age Drinking		1
Public Drunkenness		2
Harassment		3
Disorderly Conduct		5
Other Crimes		14
Missing Person		4
Death Investigation		2
Fire		0
Suicide Attempts		0
<b>TOTAL</b>		<b>104</b>



# Lower Allen Township PD DAILY INCIDENT COUNTS



05/01/2022 to 05/31/2022

Day of Month Responses	01	02	03	04	05	06	07	08	09	10	11	12	13	14	15	16	17	18	19	20	21	22	23	24	25	26	27	28	29	30	31	Total
911 HANG UP	0	0	0	0	1	1	1	0	0	0	1	1	0	0	0	0	0	0	1	0	1	0	0	1	1	1	0	0	1	0	0	11
ABANDONED VEHICLE	0	0	1	0	2	0	0	0	0	0	0	0	0	0	1	0	0	0	0	0	0	0	0	0	0	0	0	0	0	0	1	5
ALARM	2	2	1	2	1	1	3	2	2	0	1	3	3	0	1	2	1	2	1	0	1	2	1	2	1	1	3	0	1	4	3	49
ANIMAL COMPLAINT	0	1	1	0	0	0	0	1	0	1	0	0	3	0	1	0	1	1	0	0	1	1	0	0	0	1	4	0	1	0	2	20
ANIMAL DESTRUCTION	0	0	0	0	0	0	0	0	0	0	0	0	0	0	0	0	0	1	0	0	0	0	0	0	0	0	0	0	0	0	0	1
ANIMAL FOUND, CAT	0	0	0	0	0	0	0	0	0	0	0	0	0	0	0	0	0	0	0	1	0	0	0	1	1	0	0	0	0	0	0	3
ANIMAL FOUND, DOG	0	0	0	0	0	0	0	0	0	1	0	0	0	0	0	0	0	1	0	0	0	0	0	0	0	0	0	0	0	0	0	2
ASSAULT, AGGRAVATED	0	0	1	0	0	0	0	0	0	0	0	0	0	0	0	0	0	0	0	0	0	0	0	0	0	0	0	0	0	0	0	1
ASSAULT, DOMESTIC	0	0	0	0	0	0	0	1	1	0	0	0	0	0	0	0	0	0	0	0	0	0	0	0	0	0	0	0	0	0	0	2
ASSAULT, SIMPLE	0	0	0	0	0	0	0	0	0	0	0	0	0	0	0	1	0	0	1	0	0	0	0	0	0	0	0	0	0	0	1	3
ASSIST EMS	1	0	2	0	0	1	1	0	1	1	1	0	0	1	0	0	0	0	2	1	2	0	1	0	1	0	0	1	1	0	1	19
ASSIST FIRE DEPARTMENT	0	0	0	0	0	0	0	0	0	0	0	0	0	0	2	0	1	0	0	0	0	0	0	0	0	0	1	0	0	0	1	5
ASSIST OTHER AGENCY	0	0	0	2	0	0	0	0	0	0	0	0	0	0	0	0	0	0	0	0	0	0	0	0	0	0	0	0	0	0	1	3
ASSIST POLICE	0	1	1	0	0	1	1	1	3	0	0	0	2	0	0	0	2	2	2	1	0	2	1	3	1	0	3	0	0	2	0	29
BACKGROUND CHECK (LOCAL)	0	0	0	0	0	0	0	0	0	0	0	0	0	0	0	0	0	0	0	1	0	0	0	1	0	0	0	0	0	0	0	2
BAD CHECK	0	0	0	0	0	0	0	0	0	0	0	0	0	0	0	0	0	0	0	0	1	0	0	0	0	0	1	0	0	0	0	2
CHECK AREA	0	2	0	0	0	0	0	0	0	0	0	0	0	0	0	0	0	0	0	0	1	0	0	0	0	0	1	0	1	0	0	5
CHILDLINE (NON-UCR) NOTICE	0	0	0	0	0	0	0	0	0	0	1	0	0	0	0	0	0	0	1	0	0	0	0	0	0	0	0	0	0	0	0	2
CIVIL	0	1	0	1	0	0	0	0	1	0	0	0	1	0	0	0	0	0	0	1	0	0	0	0	1	0	0	0	0	0	1	7
CRIMINAL MISCHIEF	1	0	0	1	0	0	0	0	0	0	0	0	1	0	0	0	1	1	0	0	0	0	0	0	0	0	0	0	0	0	0	5
CHILD CUSTODY PROBLEM	0	0	0	0	0	0	0	0	0	0	1	0	1	0	0	0	0	0	0	0	0	0	0	0	0	0	0	0	0	0	0	2
CUSTOMER PROBLEM	0	0	0	0	0	0	1	0	0	0	0	0	0	0	0	0	0	0	0	0	1	0	0	0	0	0	0	0	0	0	0	2
DEATH INVESTIGATION	0	0	0	0	0	0	0	0	0	0	0	0	0	0	1	0	0	1	0	0	0	0	0	0	0	0	0	0	0	0	0	2
DEPARTMENT SERVICES	0	0	0	0	0	0	1	0	0	0	1	0	0	1	0	1	0	0	1	0	0	1	1	0	0	0	0	1	0	0	0	8
DISORDERLY CONDUCT	0	0	0	0	1	0	0	0	0	0	1	0	1	0	0	0	1	0	0	0	0	0	0	0	0	1	0	0	0	0	1	6
DISTURBANCE	0	0	0	0	1	0	0	0	1	1	0	0	1	0	0	0	0	0	0	0	0	0	0	0	0	0	2	0	0	0	1	7

06/03/2022 10:17:19

Page 1 of 4



PFA VIOLATION	0	0	0	1	0	0	0	0	0	0	0	0	0	0	0	0	0	0	0	0	0	0	0	0	0	0	1
PHONE SCAM/FRAUD INFORMATION	0	0	0	0	0	0	0	0	0	0	0	0	0	0	0	0	0	0	1	0	0	0	0	0	0	0	1
PARKING COMPLAINT	0	2	0	1	0	1	0	0	0	0	0	0	1	0	0	0	0	2	1	1	0	0	1	0	0	0	11
PUBLIC ACCIDENT, NON TRAFFIC	0	0	0	0	0	0	0	0	0	0	0	0	0	0	0	0	0	0	1	0	0	0	0	0	1	0	2
PUBLIC DRUNK	0	0	0	0	0	0	0	0	0	0	0	0	0	0	0	1	0	0	0	0	0	0	0	1	0	0	2
PURSUIT	0	0	0	0	0	0	0	0	0	0	0	0	0	1	0	0	0	0	0	0	0	0	0	0	0	0	1
REPOSSESSION	1	0	1	1	0	0	0	0	0	1	0	0	0	0	0	0	0	1	0	0	0	0	0	0	0	1	6
RETAIL THEFT	1	0	0	1	0	0	0	1	1	0	0	0	2	1	0	0	0	0	0	0	0	0	0	0	0	1	8
ROAD RAGE	0	0	0	0	0	1	0	0	1	0	0	1	0	0	0	0	0	0	0	0	0	0	0	0	0	1	4
ROBBERY	0	0	0	0	0	0	0	0	0	1	0	0	0	0	0	0	0	0	0	0	0	0	0	0	0	0	1
RESPONSE, SRT	0	0	0	0	0	0	0	0	0	0	0	0	0	0	0	0	0	0	0	0	0	0	0	0	1	0	1
SCHOOL CROSSING	0	0	0	0	0	0	0	0	0	0	0	0	0	0	0	0	0	1	0	0	0	0	0	0	0	0	1
SEX OFFENSES	0	0	1	0	0	1	0	0	0	0	0	0	0	0	0	0	0	0	0	0	0	0	0	0	0	0	2
STOLEN/LOST PLATE	0	0	0	0	0	0	0	0	0	0	0	1	0	0	0	0	0	0	0	0	0	0	0	0	0	0	1
STOLEN VEHICLE RECOVERED	0	0	0	0	0	0	0	0	0	0	0	0	1	0	0	0	0	0	0	0	0	0	0	0	0	0	1
SUSPICIOUS ACTIVITY	1	0	0	0	2	0	1	0	1	1	0	0	1	1	2	1	1	1	2	3	0	0	1	1	0	1	27
SUSPICIOUS PACKAGE	0	0	0	0	0	0	0	0	0	0	0	0	0	0	0	0	0	0	0	0	0	0	0	0	1	0	1
SUSPICIOUS PERSON	0	0	1	0	1	0	1	0	2	0	1	1	0	0	0	1	0	1	1	1	1	1	0	0	1	0	14
SUSPICIOUS VEHICLE	0	0	1	0	0	0	0	0	0	0	0	0	1	0	0	1	0	0	0	0	0	0	2	0	3	10	
TAG LIFT	0	0	0	0	0	0	0	0	0	0	0	0	0	0	0	0	0	0	1	0	0	0	0	0	0	0	4
COLLISION, NON-REPORTABLE	0	0	0	0	1	0	1	0	1	0	0	2	3	1	0	1	1	2	1	2	0	1	0	0	1	0	18
COLLISION, NON-REPORTABLE DUI	1	0	0	0	0	0	0	0	0	0	0	0	0	0	0	0	0	0	0	0	0	0	0	0	0	0	1
COLLISION, PRIVATE PROPERTY	1	1	1	2	1	0	2	0	0	0	0	0	0	1	0	0	0	0	0	0	0	1	0	0	2	0	14
COLLISION, REPORTABLE	0	0	0	0	1	1	0	1	1	1	0	0	0	1	0	0	0	0	1	2	0	0	0	0	0	0	10
THEFT	1	2	0	0	0	0	0	0	0	0	0	1	0	0	1	1	0	0	0	0	0	0	0	0	1	0	8
THEFT FROM AUTO	0	0	0	0	0	1	0	0	1	0	1	1	0	0	0	0	0	0	1	0	0	0	0	0	1	0	6
TOWED VEHICLE	0	0	0	0	0	0	0	0	1	0	0	0	0	0	1	0	0	0	0	0	0	0	0	0	0	0	2
TRAFFIC COMPLAINT	0	0	2	0	0	0	0	0	0	0	0	0	0	0	0	1	1	3	1	0	0	0	0	1	0	1	11
TRESPASS	0	1	1	0	1	0	0	0	0	0	0	1	1	0	0	0	0	0	1	0	0	0	0	0	2	1	10
TRAFFIC HAZARD	1	0	0	1	0	0	1	0	0	0	0	0	1	0	1	1	2	0	0	1	0	1	0	0	0	0	12





In April LATEMS personnel provided **2,366.00 hours of readiness and service** to the citizens of Lower Allen Township. LATEMS staff participated in training with the Public Safety Officers when call volume allowed on topics related to Forcible entry, truck company operations and hose line management

Progress continues to move in the right direction for LATEMS to being staffing the Rupp Avenue station during designated hours.

Continued education to meet the annual OSHA requirements began along with Fall prevention and risk assessment training.

The fall prevention project is moving forward, and items were purchased to provide to qualifying residents in Lower Allen Township. The fall risk assessment education for staff provides a comprehensive in-home assessment to identify individuals at risk for future falls. The goal of the program is to reduce injury because of falls in Lower Allen Township.

Captain Deaven, Paramedic Schware and Paramedic Etter completed the National Ambulance Academy Coding and Compliance Certified Ambulance Documentation Specialist (CADS) training. The course was evaluated and will be rolled out to all the staff in the future. The education continues to build on the importance of documentation.



EMT Molly Curtis, Paramedic Ian Chambers and Captain Deaven attended the Easter egg hunt at the Lower Allen Township Community Park on Saturday April 9, 2022. The event was extremely well organized and attended. We are looking forward to attending the event next year.

LATEMS continues its participation in the national “EMS Quality Improvement Partnership: Reducing Lights-and-Siren Use in EMS” by assessing EMS providers beliefs on the value of lights and sirens and impacts on clinical outcomes. Education will be developed based on the information obtained from the survey to further improve the use of lights and sirens.

Captain Deaven participated as part of the Pennsylvania EMS delegation as part of National Association of Emergency Medical Technicians “EMS on the Hill Day” The Pennsylvania delegation consisted of EMS leaders from across the state. Presentations were made on the following key EMS issues, Protecting Access to Ground Ambulance Medical Services Act, FY 2023 SIREN Appropriations, EMS Counts Act, EMS Workforce Development and Congressional EMS Caucus. These national initiatives directly impact the citizens of Lower Allen Township and the services received from federal programs.

Lower Allen Township EMS actively participates in state and regional EMS initiatives developing relationships and fostering partnerships to ensure the highest quality of pre-hospital care to the citizens of Lower Allen Township which demonstrates the excellent value of EMS to the citizens of Lower Allen Township. Captain Deaven actively participated in the Emergency Health Services Federation (EHSF), PA Bureau of EMS, Pennsylvania Emergency Health Services Council, Ambulance Association of Pennsylvania and Pennsylvania Fire and Emergency Services Institute and 911 commission meetings and education to ensure the continued development of the EMS system in Lower Allen Township.

LATEMS continues to deliver high quality, effective, efficient, and safe patient care directly to the side of every patient in need of help providing value for the citizens of Lower Allen Township. In April LATEMS touched the lives of 317 citizens.

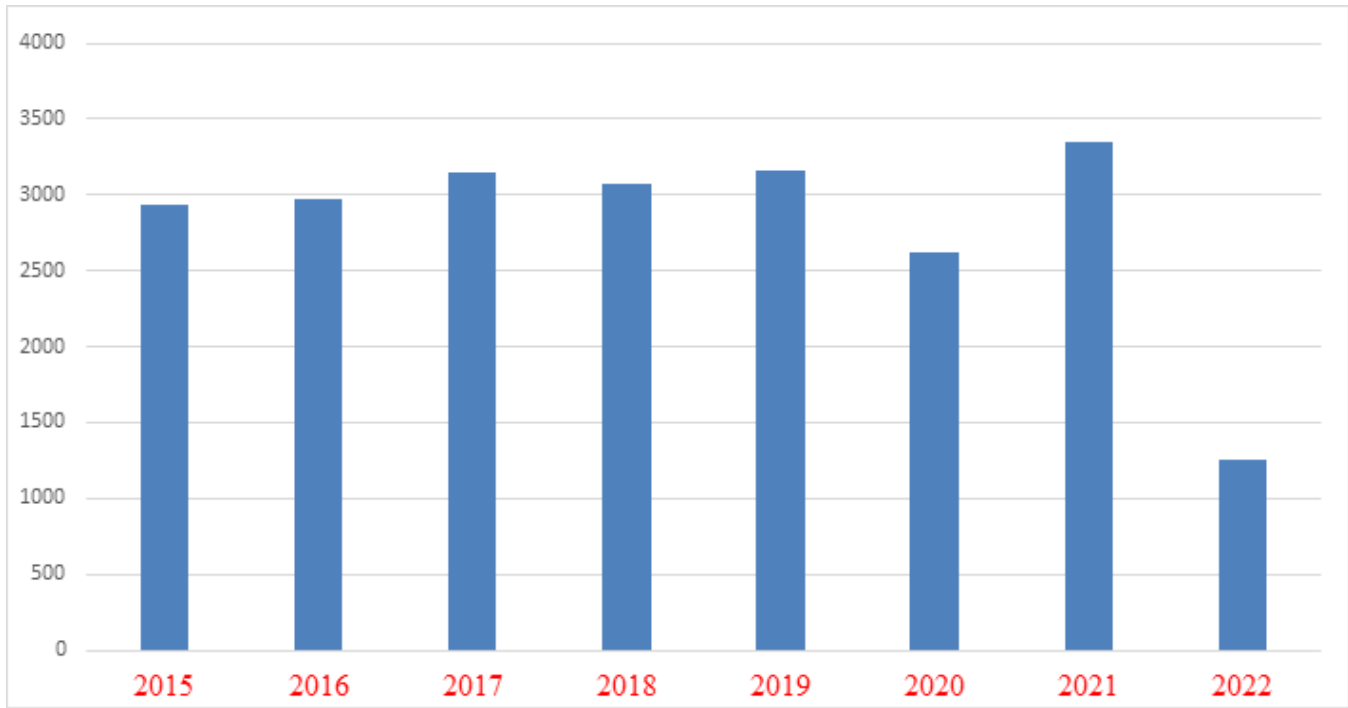
# Clinical proficiency data

National EMS Quality Measure 2.0 initiatives and National Highway Traffic Safety Administration quality measures These are national standards established to ensure the quality clinical care across the nations EMS systems. Participation is voluntary and demonstrates EMS agencies' commitment to excellence and ensuring EMS clinical care has value to patients.

- Patients with Chest Pain receive a 12-lead EKG YTD 100%
- Patient contact to completion of initial 12-lead EKG YTD (National Standard is 10 minutes) 7:38 minutes
- Aspirin administration for patients with a complaint of chest pain YTD 100%
- Suspected Stroke patients with a completed and documented stroke assessment 100%
- Hypoglycemia-Treatment administered and documented for Hypoglycemia YTD 100%
- Pediatrics-Pediatric Respiratory assessment YTD 100%
- Pediatrics-Documentation of Estimated Weight in Kilograms YTD 100%
- Trauma patients—Transported to destination type. YTD 100%
- Use of Lights and Sirens during response to the scene 64%
- Use of Lights and Sirens during transport 2%

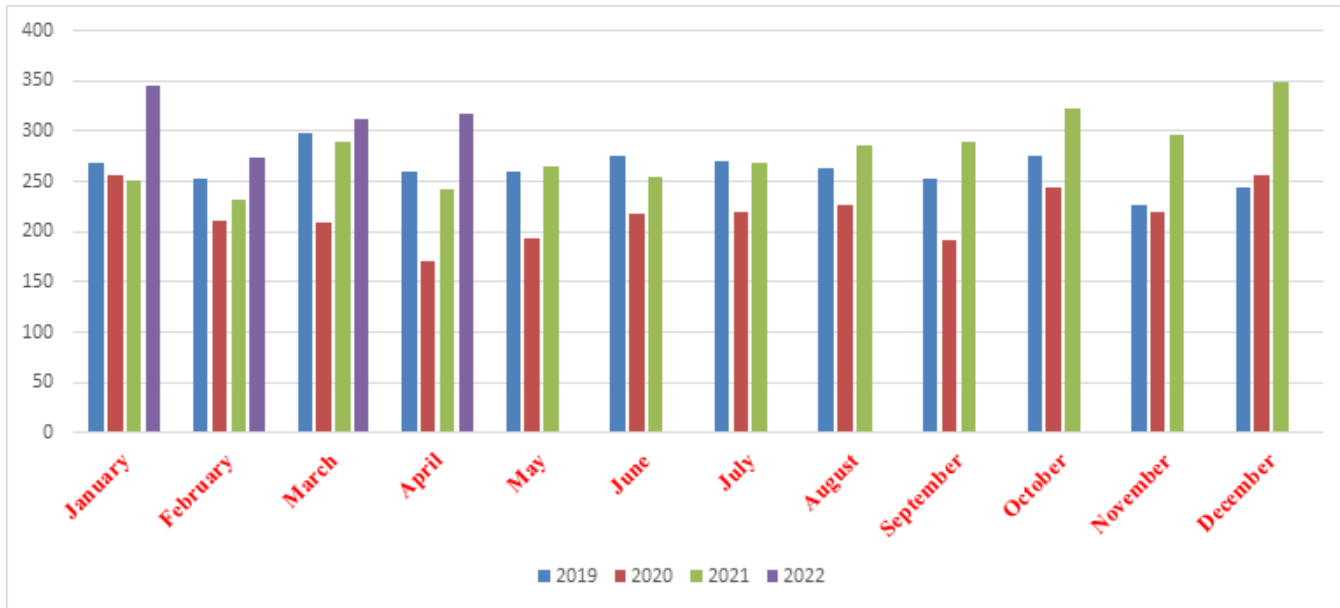
# Request for Service 2015 to 2022

---

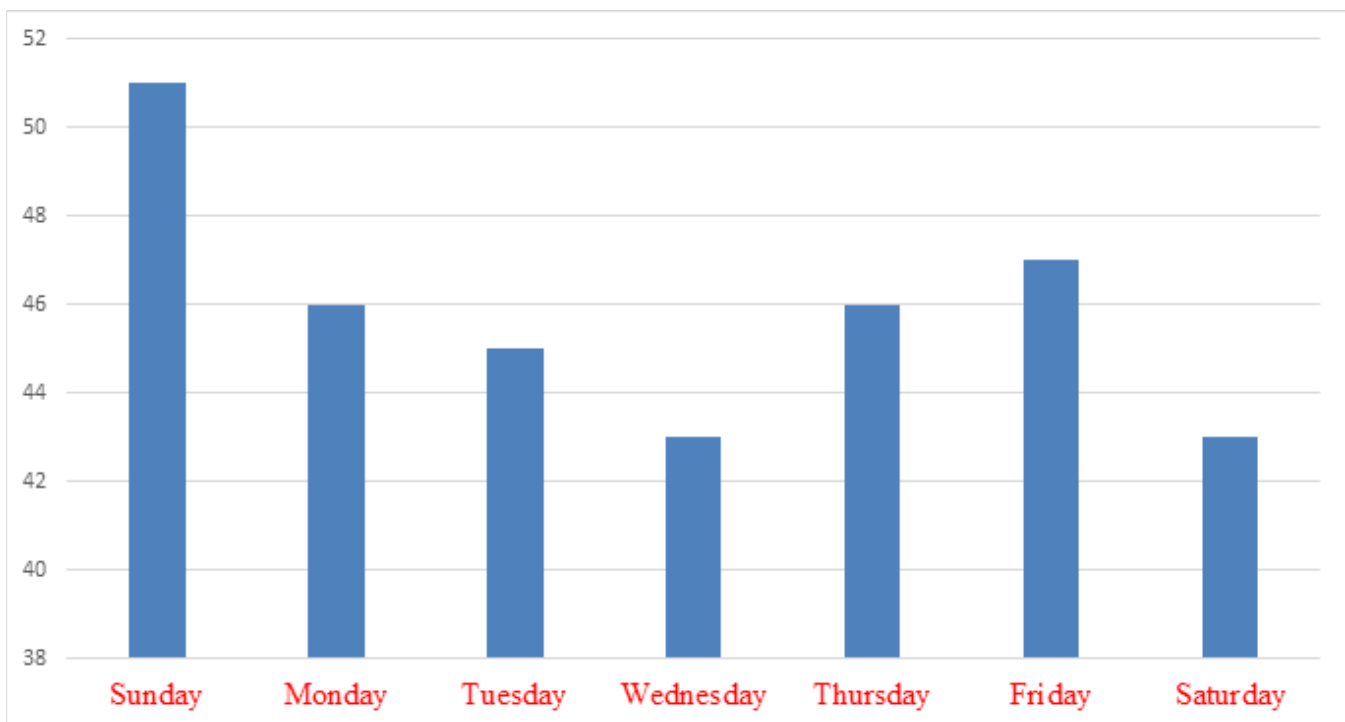


2015	2,940
2016	2,970
2017	3,151
2018	3,067
2019	3,154
2020	2,617
2021	3,345
2022	1,249

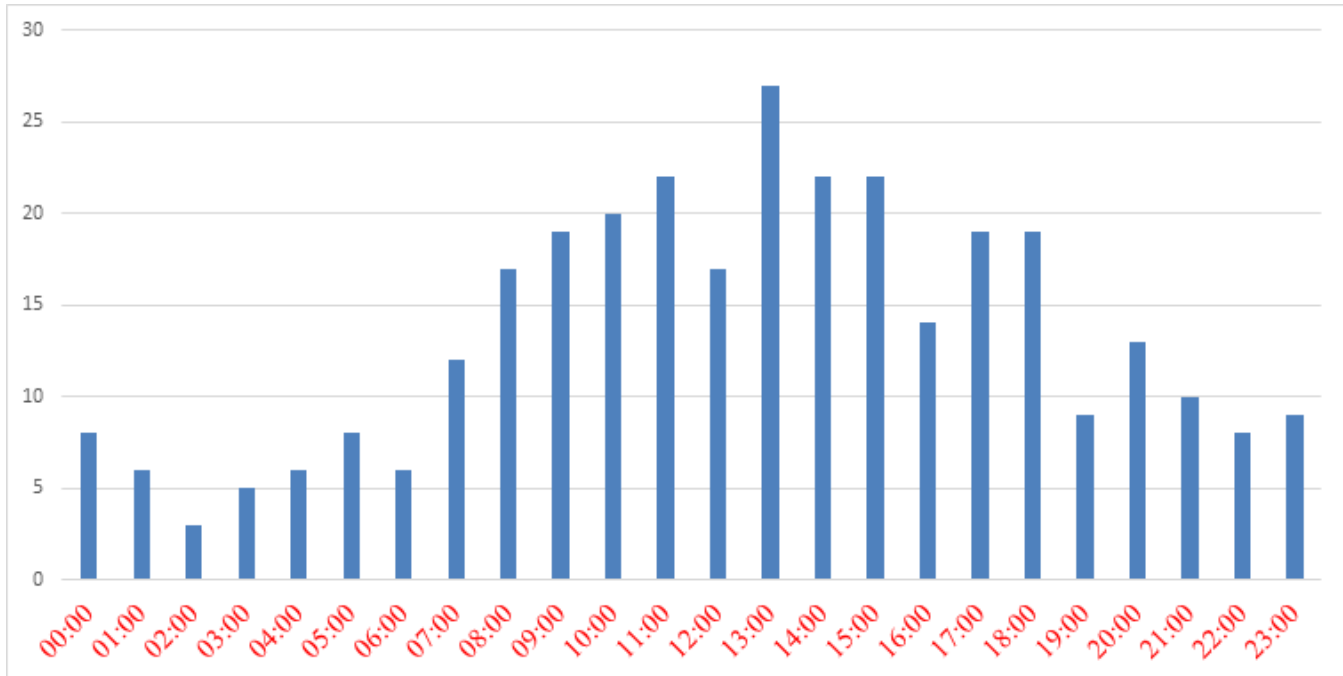
# Monthly Request for Service 2019 and 2022



## April-Request for Service by Day of the Week

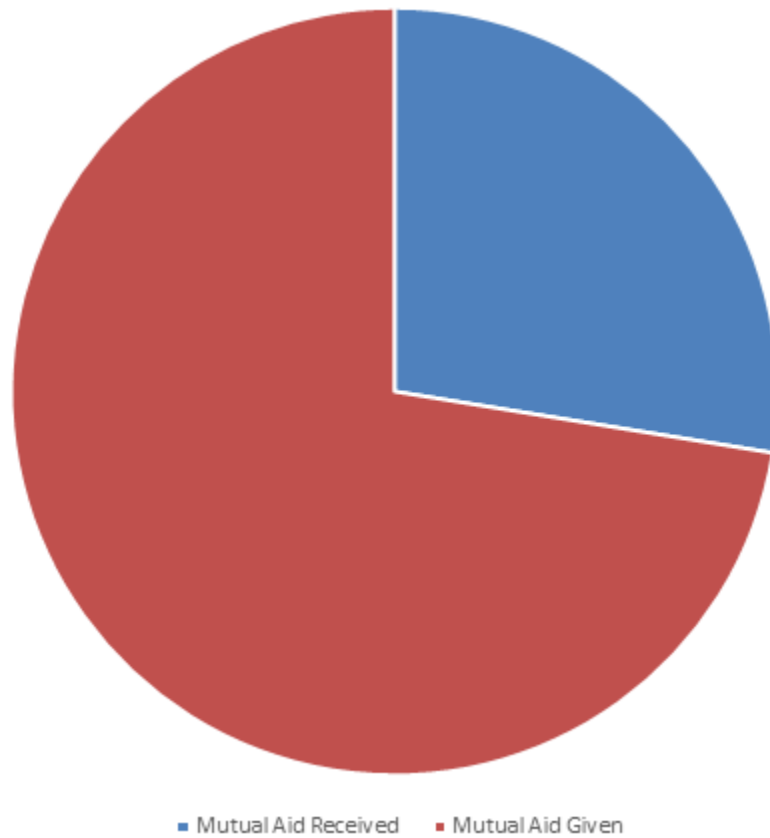


# April-Request for Service by Hour of Day



## April-Mutual Aid Details

Mutual Aid Given	April	Mutual Aid Received	April
Camp Hill	4	Camp Hill	5
East Pennsboro	3	East Pennsboro	0
Hampden	19	Hampden	14
Lemoyne	14	Lemoyne	6
Mechanicsburg	12	Mechanicsburg	1
Monroe	0	Monroe	0
New Cumberland	0	New Cumberland	2
Shiremanstown	3		
Silver Spring	0	Silver Spring	0
Upper Allen	29	Upper Allen	5
Wormleysburg	2	Wormleysburg	0
York County	6	York County	2
Dauphin County	0	Dauphin County	0
Perry County	0	Perry County	0
Cancellations	32		
Other non-revenue	11		
Revenue	49		
Mutual Aid Given	92	Mutual Aid Received	35



## April-Call Disposition

Assist, Agency	11
Assist, Public	2
Cancelled (No Patient Contact)	34
Cancelled (Prior to Arrival at Scene)	25
Patient Dead on Scene - Resuscitation Attempted (Without Transport)	2
Patient Evaluated, No Treatment/Transport Required	16
Patient Refused Evaluation/Care (Without Transport)	4
Patient Treated, Released (AMA)	9
Patient Treated, Released (per protocol)	24
Standby - Public Safety, Fire, or EMS Operational Support Provided	5
Transported Lights/Siren	4
Transported No Lights/Siren	185

## Primary Injuries-January 1, 2022, to December 31, 2022

Animal/Plant Contact	1
Assault	4
Burns	1
Falls	233
Firearms	1
General	3
Intentional Self Harm	3
Motorized Vehicle Accident	47
Pedestrian - Vehicle Accident	2
Physical Exertion	4
Sharp Objects	6
Struck by Object	3

## Primary Impressions January 1, 2022, to December 31, 2022

(Primary impressions are based on the provider's impression of a patient after assessment)

Abdominal Pain	56
Acute abdomen	1
Acute Pain, not elsewhere classified	8
Acute Respiratory Distress (Dyspnea)	22
Alcohol dependence with withdrawal	3
Allergic Reaction	8
Altered Mental Status	41
Anaphylaxis	1
Anemia	3
Anxiety reaction/Emotional upset	20
Asthma	2
Back Pain	42



Behavioral/psychiatric episode	16
Burn	1
Cancer	2
Cardiac arrest	9
Cardiac arrhythmia/dysrhythmia	16
Cellulitis	3
Chest Pain / Discomfort	36
Chest pain on breathing	2
Chest Pain, Other (Non-Cardiac)	13
Chronic Obstructive Pulmonary Disease (COPD)	3
Confusion/Delirium	2
Congestive heart failure (CHF)	3
Constipation	2
Cough	12
COVID-19 - Confirmed by testing	13
COVID-19 - Exposure to confirmed patient	7
COVID-19 - Suspected - no known exposure	12
Dehydration	3
Diabetic Hyperglycemia	11
Diabetic Hypoglycemia	12
Diarrhea	1
Displacement of urinary catheter	1
Displacement of vascular dialysis catheter	1
Dizziness	22
Edema	3
End stage renal disease (ESRD)	2
Epistaxis	7
Esophagitis	1
Extremity Pain	23
Failure to Thrive (Adult)	2
Fatigue	6
Febrile Seizures	5
Fever	6
Foreign Body in Trachea	2
Gastrointestinal hemorrhage	5
Headache	14
Health hazard contact /Suspected exposure	1
Hemorrhage	13

Hypertension	7
Hypertensive crisis	1
Hyperventilation	3
Hypotension	14
Influenza	1
Injury	22
Injury of Abdomen	1
Injury of Ankle	7
Injury of Face	10
Injury of Foot	1
Injury of Forearm	6
Injury of Head	44
Injury of Hip	22
Injury of Lower Back	2
Injury of Lower Leg	12
Injury of Neck	10
Injury of Shoulder or Upper Arm	10
Injury of Thigh (Upper Leg)	4
Injury of Thorax (Upper Chest)	2
Injury of Wrist, Hand, or Fingers	7
Laceration/Abrasion/Hematoma (minor surface trauma)	2
Malaise	40
Medical device failure	2
Metabolic disorder	2
Migraine	1
Nausea	7
No Complaints or Injury/Illness Noted	66
Obesity	1
Obvious Death	5
Orthostatic Hypotension	3
Overdose - Cannabis	1
Overdose - Hallucinogens	1
Overdose - Heroin	1
Overdose - Other opioids	3
Overdose - Synthetic narcotics	1
Overdose - Unspecified	3
Pain (Non-Traumatic)	23
Palpitations	1

Patient assist only	2
Pelvic and Perineal Pain	2
Pneumonia	1
Poisoning / Drug Ingestion	1
Pregnancy related conditions	1
Pregnancy with contractions	1
Preterm labor with preterm delivery	1
Reduced Mobility	5
Renal Failure	1
Respiratory disorder	9
Seizures	14
Seizures with status epilepticus	1
Seizures without status epilepticus	7
Sepsis/Septicemia	11
Septic Shock	1
Shortness of breath	34
Skin infection	4
ST elevation (STEMI) myocardial infarction of anterior wall	1
ST elevation (STEMI) myocardial infarction of inferior wall	1
Stroke	16
Substance abuse	1
Suicidal Ideation	3
Suicide attempt	1
Syncope / Fainting	32
Toothache	1
Transient Cerebral Ischemic Attack (TIA)	4
Traumatic Circulatory Arrest	1
Unconscious	8
Urinary system disorder	5
Urinary Tract Infection (UTI)	11
Visual Disturbance	1
Vomiting	4

# Medication Administration

## January 1, 2022, to December 31, 2022

Acetaminophen	2
Adenosine	7
Albuterol	14
Amiodarone	1
Aspirin	31
Atropine	4
Benadryl	7
Dextrose 10%	6
Duoneb	27
Epi 1:100000	2
Epinephrine 1:1	2
Epinephrine 1:10	20
Fentanyl	2
Glucagon	2
Morphine	3
Narcan	8
Nitroglycerin	45
Ondansetron	15
Solu-Medrol	9
Tylenol	1
Valium	2
Versed	2
Zofran	15

Houser and Joe

This is just a note  
to say "Thank you,"  
to the EMS men  
who took care of me  
this past Tuesday,  
April 5<sup>th</sup>.  
They were very  
caring and made me  
feel comfortable.  
Mary Fran Forbes

---

In May LATEMS personnel provided **2,440 hours of readiness and service** to the citizens of Lower Allen Township. LATEMS staff participated in training with the Public Safety Officers when call volume allowed.

On May 12, 2022, LATEMS sponsored Continued education for LATEMS, PSO's, LAFD and Lisburn personnel on Suspected Child Abuse and Neglect (SCAN EMS). The program is taught by subject matter experts from children and Youth, Nursing, Physicians and EMS. Courses last between three (3) and four (4) hours.

The fall prevention project was fully implemented in May. Staff are providing education, home risk assessment, fall risk assessments and educational materials for patients who have fallen and refuse transport to the hospital. Falls are the number one (1) injury for residents of Lower Allen Township. The intent of the program is to reduce the number of falls reducing disability and morbidity for the residents.

On Monday May 16, 2022, EMS with assistance from the PSO's had all the AED's in the Township serviced by Stryker. This is an annual maintenance contract administered and budgeted by EMS to ensure lifesaving equipment is properly and timely maintained in the Township.

LATEMS continues its participation in the national "EMS Quality Improvement Partnership: Reducing Lights-and-Siren Use in EMS" by assessing EMS providers beliefs on the value of lights and sirens and impacts on clinical outcomes. The information from the LATEMS survey and data is being compiled

along with the other forty-nine (49) participants across the nation to determine ways to reduce lights and sirens, while maintaining standard of cover.

EMS Week was May 15, 2022, to May 21, 2022. LATEMS is grateful for the formal recognition by the board, many municipalities do not provide the recognition. On Thursday May 19, 2022, the Emergency Health services Federation (EHSF) held their Star of Life Awards in the Capitol Rotunda after a two (2) pause due to the pandemic. The Star of Life awards recognizes EMS providers who have Twenty-five (25) or more years of service to the citizens of the commonwealth.

Lower Allen Township EMS has six (6) staff members receiving the Star of Life Award

EMT Amy Nye Twenty-five (25) years  
EMT Ken Hivner Twenty-five (25) years  
EMT Scott McClintock Twenty-six (26) years  
Paramedic Jodi Etter Twenty-six (26) years  
Paramedic John Senick Twenty-nine (29) years  
Paramedic Michael Quenzer Forty-one (41) years

**172 Years of combined experience**



EMT Amy Nye represented Lower Allen Township Department of Public Safety at the Police Officers Memorial on May 13, 2022



Captain Deaven presented on EMS at the May 19, 2022, West Shore Rotary meeting.



Lower Allen Township EMS actively participates in state and regional EMS initiatives developing relationships and fostering partnerships to ensure the highest quality of pre-hospital care to the citizens of Lower Allen Township which demonstrates the excellent value of EMS to the citizens of Lower Allen Township. Captain Deaven actively participated in the Emergency Health Services Federation (EHSF), PA Bureau of EMS, Pennsylvania Emergency Health Services Council, Ambulance Association of Pennsylvania and Pennsylvania Fire and Emergency Services Institute and 911 commission meetings and education to ensure the continued development of the EMS system in Lower Allen Township.

LATEMS continues to deliver high quality, effective, efficient, and safe patient care directly to the side of every patient in need of help providing value for the citizens of Lower Allen Township. In May LATEMS touched the lives of 287 citizens.

# Clinical proficiency data

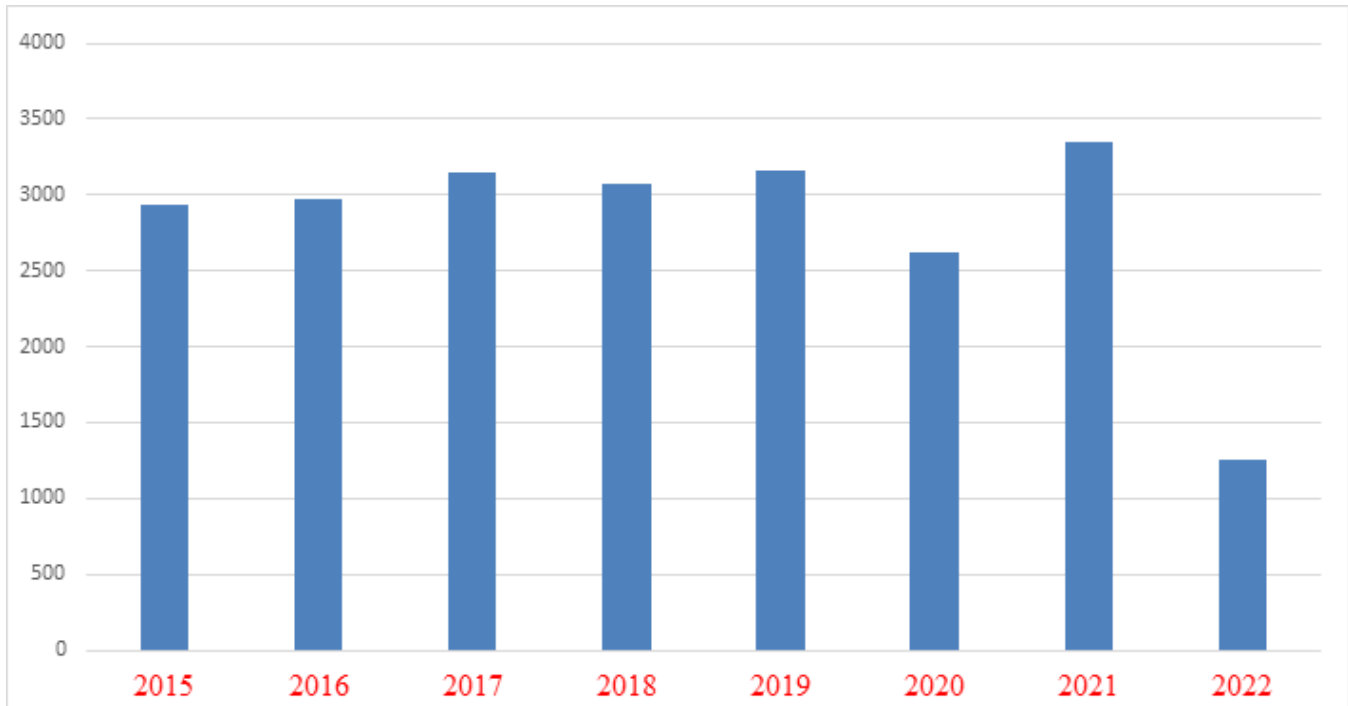
National EMS Quality Measure 2.0 initiatives and National Highway Traffic Safety Administration quality measures These are national standards established to ensure the quality clinical care across the nations EMS systems. Participation is voluntary and demonstrates EMS agencies' commitment to excellence and ensuring EMS clinical care has value to patients.

- Patients with Chest Pain receive a 12-lead EKG YTD **100%**
- Patient contact to completion of initial 12-lead EKG YTD (National Standard is 10 minutes) **7:52 minutes**
- Aspirin administration for patients with a complaint of chest pain YTD **100%**
- Suspected Stroke patients with a completed and documented stroke assessment **100%**
- Hypoglycemia-Treatment administered and documented for Hypoglycemia YTD **100%**
- Pediatrics-Pediatric Respiratory assessment YTD **100%**
- Pediatrics-Documentation of Estimated Weight in Kilograms YTD **100%**
- Trauma patients—Transported to destination type. YTD **100%**
- Use of Lights and Sirens during response to the scene **64%**
- Use of Lights and Sirens during transport **1%**



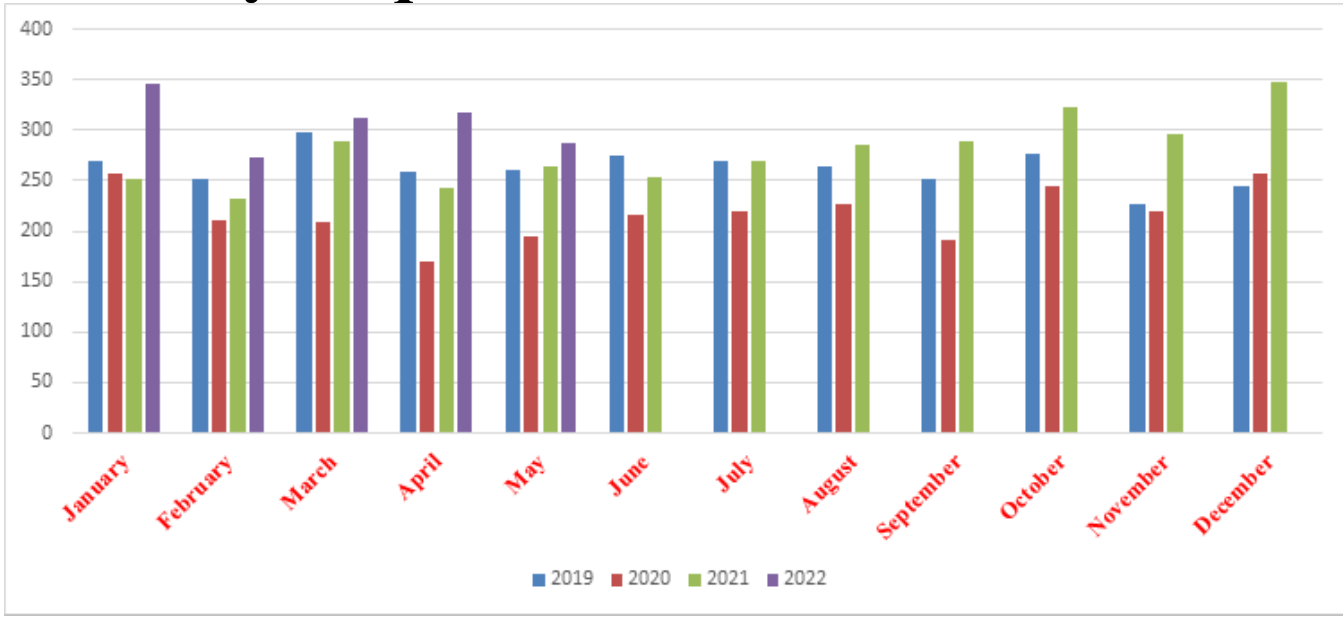
# Request for Service 2015 to 2022

---

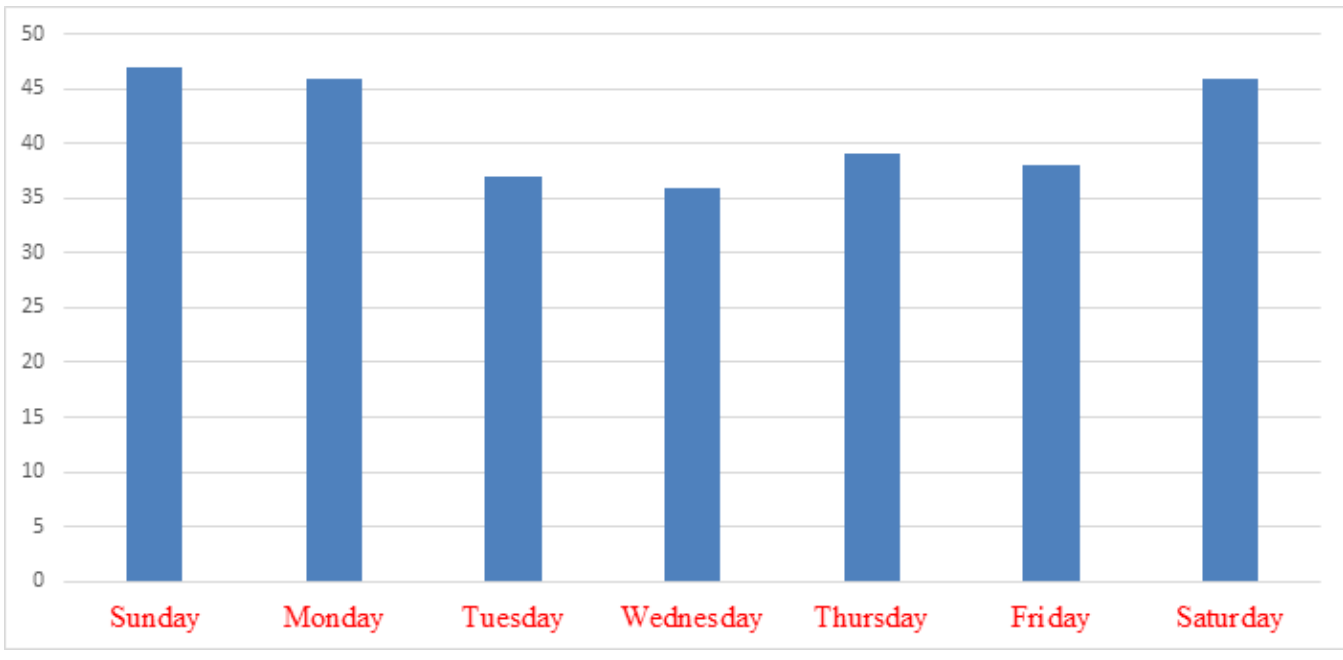


2015	2,940
2016	2,970
2017	3,151
2018	3,067
2019	3,154
2020	2,617
2021	3,345
2022	1,536

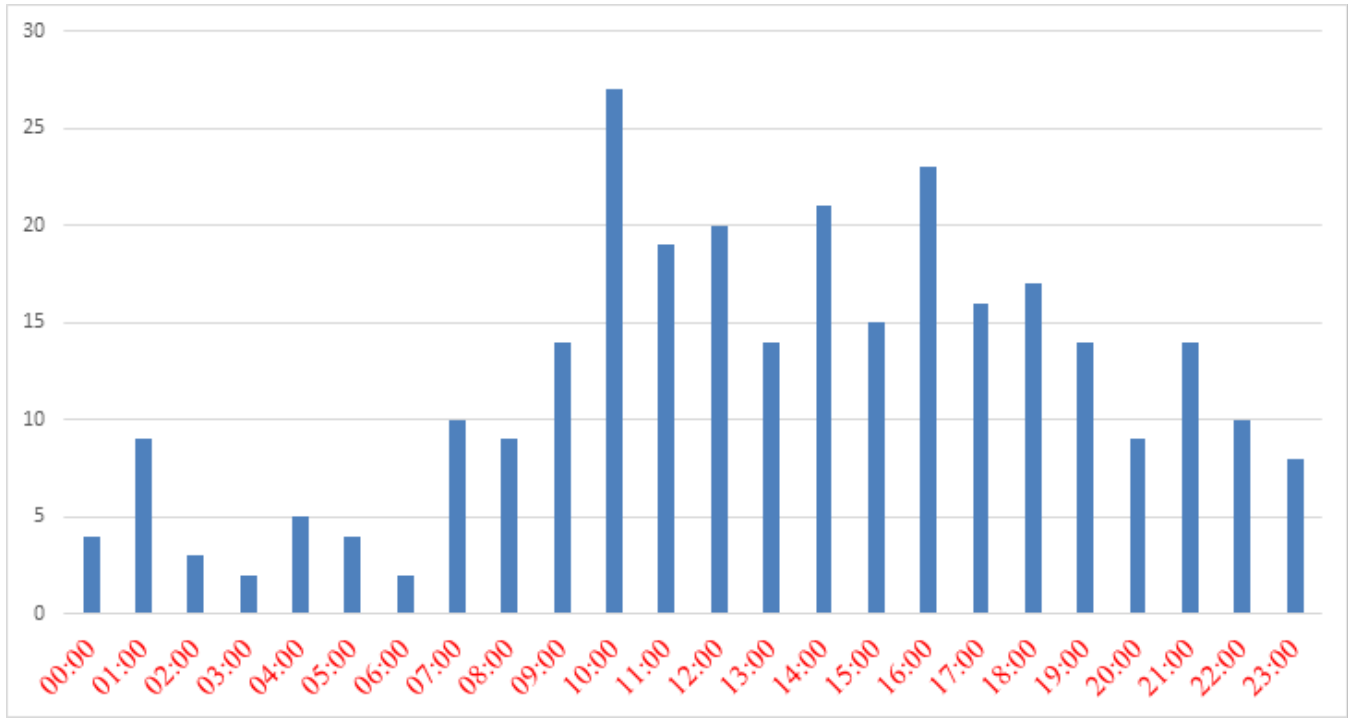
# Monthly Request for Service 2019 and 2022



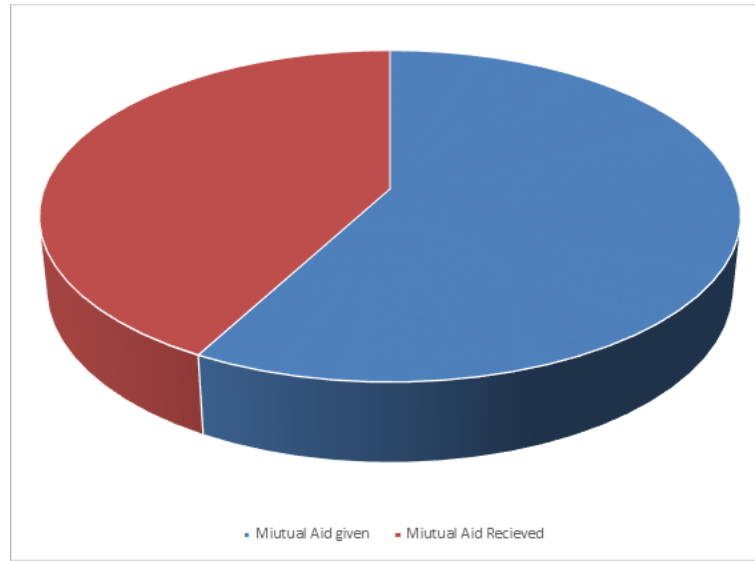
## May-Request for Service by Day of the Week



# May-Request for Service by Hour of Day



# May-Mutual Aid Details



Mutual Aid Given	May	Mutual Aid Received	May
Camp Hill	4	Camp Hill	8
Carlisle	1	Carlisle	0
East Pennsboro	4	East Pennsboro	0
Hampden	12	Hampden	18
Lemoyne	9	Lemoyne	4
Mechanicsburg	7	Mechanicsburg	5
Monroe	0	Monroe	0
New Cumberland	1	New Cumberland	3
Shiremanstown	0		
Silver Spring	0	Silver Spring	0
Upper Allen	24	Upper Allen	10
Wormleysburg	0	Wormleysburg	0
York County	8	York County	3
Dauphin County	0	Dauphin County	0
Perry County	0	Perry County	0
Cancellations	18		
Other non-revenue	10		
Revenue	42		
Mutual Aid Given	<b>70</b>	Mutual Aid Received	<b>51</b>

# May-Call Disposition

Assist, Agency	11
Assist, Public	1
Cancelled (No Patient Contact)	24
Cancelled (Prior to Arrival at Scene)	12
Patient Dead on Scene - No Resuscitation Attempted (Without Transport)	1
Patient Dead on Scene - Resuscitation Attempted (Without Transport)	3
Patient Evaluated, No Treatment/Transport Required	9
Patient Refused Evaluation/Care (Without Transport)	7
Patient Treated, Released (AMA)	8
Patient Treated, Released (per protocol)	15
Standby - Public Safety, Fire, or EMS Operational Support Provided	7
Transported Lights/Siren	2
Transported No Lights/Siren	195

## Primary Injuries-January 1, 2022, to December 31, 2022

Abuse	1
Animal/Plant Contact	1
Assault	10
Burns	1
Falls	283
Firearms	1
General	6
Intentional Self Harm	4
Motorized Vehicle Accident	58
Non-Motorized Vehicle Accident	1
Pedestrian - Vehicle Accident	3
Physical Exertion	4
Sharp Objects	6
Struck by Object	5

# Primary Impressions

## January 1, 2022, to December 31, 2022

(Primary impressions are based on the provider's impression of a patient after assessment)

Abdominal Pain	73
Acute abdomen	2
Acute Pain, not elsewhere classified	10
Acute Respiratory Distress (Dyspnea)	28
Adult general exam, no finding	1
Alcohol dependence with withdrawal	3
Alcohol use	2
Allergic Reaction	8
Altered Mental Status	63
Altered mental status, transient	1
Anaphylaxis	2
Anemia	3
Anxiety reaction/Emotional upset	29
Asthma	3
Back Pain	56
Behavioral/psychiatric episode	27
Burn	1
Cancer	3
Cardiac arrest	17
Cardiac arrhythmia/dysrhythmia	31
Cellulitis	3
Chest Pain / Discomfort	51
Chest pain on breathing	3
Chest Pain, Other (Non-Cardiac)	19
Chronic Obstructive Pulmonary Disease (COPD)	6
Confusion/Delirium	4
Congestive heart failure (CHF)	4
Constipation	2
Cough	13
COVID-19 - Confirmed by testing	16
COVID-19 - Exposure to confirmed patient	7
COVID-19 - Suspected - no known exposure	13
Dehydration	4
Diabetic Hyperglycemia	15
Diabetic Hypoglycemia	16
Diarrhea	2
Displacement of urinary catheter	1
Displacement of vascular dialysis catheter	1

Dizziness	28
Edema	3
End stage renal disease (ESRD)	2
Epistaxis	11
Esophagitis	1
Extremity Pain	31
Eye Injury	1
Failure to Thrive (Adult)	2
Fatigue	7
Febrile Seizures	5
Fever	10
Foreign Body in Respiratory Tract	1
Foreign Body in Trachea	2
Gastrointestinal hemorrhage	8
Headache	18
Health hazard contact /Suspected exposure	1
Hematemesis	1
Hemorrhage	22
Hypertension	12
Hypertensive crisis	3
Hyperventilation	3
Hypotension	20
Influenza	1
Injury	31
Injury of Abdomen	1
Injury of Ankle	8
Injury of Elbow	1
Injury of Face	15
Injury of Foot	4
Injury of Forearm	8
Injury of Head	56
Injury of Hip	27
Injury of Lower Back	2
Injury of Lower Leg	19
Injury of Neck	15
Injury of Nose	1
Injury of Shoulder or Upper Arm	16
Injury of Thigh (Upper Leg)	7
Injury of Thorax (Upper Chest)	4
Injury of Wrist, Hand, or Fingers	8
Laceration/Abrasion/Hematoma (minor surface trauma)	4
Limb/hand/foot/fingers/toes pain	1
Lower back pain	1

Malaise	59
Medical device failure	3
Mental disorder	2
Metabolic disorder	2
Migraine	1
Nausea	9
No Complaints or Injury/Illness Noted	80
Obesity	1
Obvious Death	8
Orthostatic Hypotension	4
Overdose - Cannabis	1
Overdose - Hallucinogens	1
Overdose - Heroin	1
Overdose - Other opioids	3
Overdose - Synthetic narcotics	1
Overdose - Unspecified	6
Pain (Non-Traumatic)	27
Pain, acute due to trauma	1
Palpitations	1
Patient assist only	2
Pelvic and Perineal Pain	2
Pitting Edema	1
Pneumonia	2
Poisoning / Drug Ingestion	1
Pregnancy related conditions	1
Pregnancy with contractions	1
Preterm labor with preterm delivery	1
Rash	2
Reduced Mobility	5
Renal Failure	1
Respiratory disorder	13
Seizure	2
Seizures	19
Seizures with status epilepticus	1
Seizures without status epilepticus	8
Sepsis/Septicemia	15
Septic Shock	2
Shortness of breath	46
Skin infection	4
ST elevation (STEMI) myocardial infarction of anterior wall	1
ST elevation (STEMI) myocardial infarction of inferior wall	1
Stroke	20
Substance abuse	1



Suicidal Ideation	5
Suicide attempt	1
Syncope / Fainting	44
Toothache	1
Transient Cerebral Ischemic Attack (TIA)	5
Traumatic Circulatory Arrest	1
Unconscious	11
Urinary system disorder	7
Urinary Tract Infection (UTI)	15
Visual Disturbance	1
Vomiting	6
Vomiting due to pregnancy	1

# Medication Administration

## January 1, 2022, to December 31, 2022

Acetaminophen	2
Adenosine	7
Albuterol	22
Amiodarone	1
Aspirin	37
Atropine	5
Benadryl	8
Cardizem	2
Dextrose 10%	8
Duoneb	36
Epi 1:100000	15
Epinephrine 1:1	3
Epinephrine 1:10	23
Fentanyl	7
Glucagon	4
Morphine	3
Narcan	8
Nitro Spray	8
Nitroglycerin	51
Ondansetron	16
Oral Glucose	1
Solu-Medrol	10
Tylenol	1
Valium	2
Versed	5
Zofran	19

**Fire Company Statistics:**

Lower Allen Fire Company

Fire Incidents – 7

Overpressure/Explosion/Overheat – 1

Rescue and Emergency Medical Services (EMS/Vehicle Accidents) – 11

Hazardous Condition w/No Fire (Gas Leak/Spills/CO/Wires Down) – 10

Service Calls (Water Leaks/Smoke Removal/Transfer) – 5

Good Intent Calls (Cancelled response/Smoke scare) – 9

Fall Alarm/Calls – 11

Severe Weather/Natural Disaster - 0

**Total – 54**

*(Automatic/Mutual Aid outside of Township from Total – 13)*

Lisburn Community Fire Company

Fire Incidents – 2

Overpressure/Explosion/Overheat – 0

Rescue and Emergency Medical Services (EMS/Vehicle Accidents) – 1

Hazardous Condition w/No Fire (Gas Leak/Spills/CO/Wires Down) – 1

Service Calls (Water Leaks/Smoke Removal/Transfer) – 1

Good Intent Calls (Cancelled response/Smoke scare) – 7

Fall Alarm/Calls – 1

Severe Weather/Natural Disaster - 0

**Total – 13**

*(Automatic/Mutual Aid outside of Township from Total – 11)*

*(All incidents are categorized using National Fire Protection Association and National Fire Incident Reporting System Coding)*

**Fire Company Training:**

Lower Allen Fire Company

- On 4/6/2022 Lower Allen Fire Company conducted training on Hose Line Operations and Aerial Apparatus Training.
- On 4/12/2022, 4/13/2022, and 4/14/2022 Pierce Factory training was conducted on all features and functions of the new Quint. Training also included proper set-up and operation of the aerial.
- On 4/20/2022 Lower Allen Fire Company conducted training on the new Quint Aerial and use of the Reeves Sleeve Patient packaging device.
- On 4/27/2022 Lower Allen Fire Company conducted training on the new Quint.

*(The Officers of the Lower Allen Fire Company have opened their training program to neighboring fire departments. Shiremanstown Fire Company has taken advantage of this opportunity and has been consistently attending training sessions.)*

### Lisburn Community Fire Company

- On 4/12/2022 Lisburn Community Fire Company conducted Pump Operations Training at McCormick Park.
- On 4/19/2022 Lisburn Community Fire Company conducted training on Area Familiarization.
- On 4/26/2022 Lisburn Community Fire Company participated in a joint training session at Ski Round Top with Wellsville Fire Company and Fairview Township Fire Department. The training consisted of Fill Site, Dump Site, and Tanker Shuttle Operations. Also, Pump Operations training was conducted with Mini-Pumper 24.

### **Events/Activities:**

On 4/6/2022 Lower Allen Fire Company participated in a ceremony for the return of Middletown Firefighter Shawn Menear from the hospital after recovering from severe burns. FF Menear was in the hospital for several weeks after suffering burns at a fatal structure fire in the Borough of Royaltown.

On 4/8/2022 and 4/22/2022 virtual meetings were conducted by the Lower Allen Fire Company Recruitment Working Group with the following invited to attend: Public Safety Director Dave Holl, LAFC Fire Chief Dave Murdoch, LAFC Recording Secretary Katrina Homovich, Lower Allen Fire Company Live-In Tyler Rotelle, Public Safety Fire Captain Frank Wirth, and Jeff Fitzgerald with Fire Media Strategic Marketing. Discussions pertained to developing and implementing recruitment initiatives.

On 4/1/2022, 4/15/2022, and 4/29/2022 virtual meetings were conducted on the Alpine RedNMX Software Implementation Project for Lower Allen Fire Company, Lisburn Fire Company, Lower Allen Public Safety, and Lower Allen Fire Codes with the following invited to attend: Public Safety Director Dave Holl, LAFC Fire Chief Dave Murdoch, LAFC Chris Trace, Fire Captain Frank Wirth, Fire Inspector Bill Yeagley, and LCFC Deputy Chief Bryce Landis. Discussions pertain to maintaining and updating the Alpine System for optimum performance and record keeping.

On 4/21/2022 Public Safety Director Dave Holl, EMS Captain Tony Deaven, Fire Captain Frank Wirth, and Scott Ryno from Keystone Community Medical Services conducted a presentation on the Public Safety Facilities Study that was completed in 2021. The presentation was well attended with a productive discussion and many questions answered.

On 4/25/2022 and 4/30/2022 Lower Allen Fire Company conducted two ride-alongs with three perspective new members. Lt. John Tkac provided tours of the fire stations and explained membership and expectations in the fire company.

On 4/30/2022 Lower Allen Fire Company and Lisburn Fire Company participated in the renaming ceremony at the VFW on Westport Drive to the Kimberly Ann Fahnstock-Voelz Memorial Post. Lower Allen Fire Company with Upper Allen Fire Department created a flag arch with their aerial trucks.

### **Public Safety Officers/Fire Captain/Fire Inspector:**

#### Fire Department Responses:

Fire Captain - 25

Codes Coordinator/Fire Inspector - 29

Public Safety Officers – 111

### Statistics:

Assist to Police Department – 1  
Assist to Emergency Medical Services – 3  
Child Safety Seat – 2  
Fire Prevention Activities – 1  
Fire Inspections – 41  
Fire Permits Issued – 53  
New Property Maintenance Cases - 5  
Property Maintenance Inspections – 5  
Property Maintenance Citations Issued – 0

### Daylight Training Sessions:

- On 4/5/2022 and 4/7/2022 Daylight training was conducted on Conventional Forcible Entry using the Blue Door Simulator at Fire Station #2.
- On 4/19/2022 and 4/21/2022 Daylight training was conducted on deploying ground ladders.
- On 4/26/2022 Daylight training was conducted on Hose Line Management.

### Other Training and Events:

On 4/27/2022, 4/28/2022, and 2/29/2022 Public Safety Fire Captain Frank Wirth, Public Safety Officer Justin Lenker, and Live-In Firefighter Tyler Rotelle attended the Fire Department Instructors Conference in Indianapolis, IN. Classes attended ranged from Leadership, Command and Control of Incidents, Pump and Hose Line Hydraulics, Search and Rescue, and Fire Attack.

### **Emergency Response Incidents:**

On 4/14/2022 in the evening Lower Allen Fire Company responded to a dust explosion at 475 St. Johns Road (Land O'Lakes - Ralston Purina) in Hampden Township. Squad 12 assisted with water supply. Minor damage to facility.

On 4/22/2022 in the evening Lisburn Community Fire Company responded to a Garage Fire at 1630 Roundtop Road in Warrington Township, York County. Tanker 24 shuttled water and Engine 24 established a fill site. The Garage was a total loss.

### **Live-In Firefighter Activities:**

- Firefighter Brian Ariano responded to 20 incidents (37%) this month.
- Firefighter Tyler Rotelle responded to 44 incidents (81%) this month.
- Firefighter Patrick Reidy responded to 41 incidents (76%) this month.