

**LOWER ALLEN TOWNSHIP**  
**1993 HUMMEL AVENUE, CAMP HILL, PA 17011**  
**PHONE #975-7575 FAX #975-2287**  
**SUPPLEMENTAL DRAINAGE PLAN APPLICATION**

**Section 1**

**If Drainage Plan is part of a Subdivision or Land Development Plan, complete Section 1 only and submit with Application for Land Development:**

**Plan Title:** \_\_\_\_\_ **SLD Docket #:** \_\_\_\_\_

---

**Section 2**

**If Drainage Plan is not part of a Subdivision or Land Development Plan, complete Section 2 only and submit with General Permit Application:**

**Type of Improvement:** (check all that apply)  New building or addition  Other new impervious surface  
 Channel diversion  New drainage pipe installation  
 New stormwater control facilities  Other: \_\_\_\_\_  
 Modify existing facilities: \_\_\_\_\_

**Engineer:** Name: \_\_\_\_\_ Ph #: \_\_\_\_\_  
Address: \_\_\_\_\_ Fax #: \_\_\_\_\_  
e-mail: \_\_\_\_\_

**Attachments:** (see SWM Ordinance)  Drainage Plan  Stormwater Management (SWM) Report  
 Erosion and Sediment Pollution Control Plan

**Permits and Approvals:** List permits and/or approvals required from other agencies, and the status thereof:

<u>Type Required</u>	<u>Agency</u>	<u>Status</u>
_____	_____	_____
_____	_____	_____
_____	_____	_____

---

# Don't Let Storm Water Run Off With Your Time and Money!

## *What the Construction Industry Should Know About Storm Water In Our Community*

The construction industry plays an important role in improving our community's quality of life by not only providing new development, but also protecting our streams and rivers through smart business practices that prevent pollution from leaving construction sites.

Storm water runoff leaving construction sites can carry pollutants such as dirt, construction debris, oil, and paint off-site and into storm drains. In our community, storm drains carry storm water runoff directly to local creeks, streams, and rivers with no treatment. Developers, contractors, and homebuilders can help to prevent storm water pollution by taking the following steps:


1. Comply with storm water permit requirements.
2. Practice erosion control and pollution prevention practices to keep construction sites "clean."
3. Conduct advanced planning and training to ensure proper implementation on-site.

The remainder of this fact sheet addresses these three steps.

### **Storm Water Permit Requirements for Construction Activity**

Planning and permitting requirements exist for construction activities. These requirements are intended to minimize storm water pollutants leaving construction sites.


- Pennsylvania's Erosion and Sediment Pollution Control Program (25 Pa. Code, Chapter 102) requires Erosion and Sediment Control Plans for all earth disturbing activities.
- The National Pollutant Discharge Elimination System (NPDES) Permit Program (25 Pa. Code, Chapter 92) requires that construction activities disturbing greater than one acre submit a Notice of Intent for coverage under a general NPDES permit.



Knowing your requirements before starting a project and following them during construction can save you time and money, and demonstrate that you are a partner in improving our community's quality of life. For more information about these programs, contact your local county conservation district office or the Department of Environmental Protection.

### **Erosion Control Practices:**

- Perimeter controls (e.g. silt fence)
- Sediment traps
- Immediate revegetation
- Phased, minimized grading
- Construction entrance
- Protection of streams and drainage ways
- Inlet protection



### **An Ounce of Prevention**

Rain that falls onto construction sites is likely to carry away soil particles and other toxic chemicals present on construction sites (oil, grease, hazardous wastes, fuel). Storm water, if not properly managed, carries these pollutants to streams, rivers, and lakes. Erosion and sediment control practices can serve as a first line of defense,

### **Pollution Prevention Practices:**


- Designated fueling and vehicle maintenance area away from streams.
- Remove trash and litter.
- Clean up leaks immediately.
- Never wash down dirty pavement.
- Place dumpsters under cover.
- Dispose of all wastes properly.

minimizing clean up and maintenance costs, and the impacts to water resources caused by soil erosion during active construction. Erosion controls can reduce the volume of soil going into a sediment control device, such as a sediment trap, therefore, "clean out" frequencies are lower and maintenance costs are less. When possible, divert water around the construction site using berms or drainage ditches.

In addition, use pollution prevention and "good housekeeping measures" to reduce the pollution leaving construction sites as well. This can be as simple as minimizing the pollution source's contact with rainwater by covering it, maintaining a "clean site" by reducing trash and waste, and keeping vehicles well maintained.

### **The Best Laid Plans**

Plans such as erosion and sediment control plans and storm water pollution prevention plans are important tools for outlining the erosion control and pollution prevention practices that you will use to manage storm water runoff prior to breaking ground. Developing good plans allows for proper budgeting and planning for the life of the project. Proper installation and maintenance of erosion and storm water controls is essential to a plan that works. Training for on-site staff helps to ensure the proper installation and maintenance of erosion controls and pollution prevention practices. Inspect controls and management techniques regularly to ensure they are working, especially after storm events. If polluted storm water is leaving the site, you may need to repair or add additional storm water controls.



### **The Bigger Storm Water Picture**

Your community is preventing storm water pollution through a comprehensive storm water management program. This program addresses storm water pollution from construction, but it also deals with new development, illegal dumping to the storm sewer system, and municipal operations. It will also continue to educate the community and get everyone involved in making sure the only thing that storm water contributes to our streams is . . . water! Contact your community or the Pennsylvania Department of Environmental Protection for more information about storm water management.

### **For more information:**

Pennsylvania Association of Conservation Districts:  
<http://www.pacd.org/default.html>

Pennsylvania Handbook of Best Management Practices for Developing Areas:  
[http://www.pacd.org/products/bmp/bmp\\_handbook.html](http://www.pacd.org/products/bmp/bmp_handbook.html)

Storm Water Manager's Resource Center:  
<http://www.stormwatercenter.net>

Pennsylvania Department of Environmental Protection:  
<http://www.dep.state.pa.us>

